

# Candidate 2 evidence



## Higher Fashion and Textile Technology Assignment Candidate workbook

(For use in session 2021–22)

You must use this workbook to present your assignment. The wording in this template must not be altered in any way.

There are spaces for your responses for each part of the assignment. You may complete the workbook by hand or electronically. You can add links, extra space or extra pages if needed.

Develop an embellished fashion/textile item suitable for a pet

**Stage 1: Design (38 marks)****Themes (2 marks)**

Identify **two** key themes to investigate from your chosen brief.  
Explain why **each** theme is important for the brief.

Key theme	Explanation
Embellished	<p>I will need to consider what an embellished item is and what this should include, I will need to think about the suitability of a range of different embellishments for my chosen item and research what colours and resources to use.</p> <p>I will look at a range of different products already on the market.</p> <p>I will research suitable colours and different resources for my item to make it embellished.</p>
Suitable for a pet	<p>I will need to consider which pet I am focusing on to ensure that it has the right desirable use as different pets have different needs and will also make sure the item has purpose.</p>

**Investigations (18 marks – each investigation is worth 6 marks)**

Carry out **three** investigations into the key themes, using a **different** investigative technique for each.

Your investigations must include research into each of the following, in relation to your chosen brief:

- ◆ textile technologies
- ◆ consumer needs/choices
- ◆ fashion/textile trends

Your evidence for each investigation must include:

- ◆ details of the research technique and source(s) used (1 mark)
- ◆ an explanation of the relevance of the investigation (1 mark)
- ◆ the results of your research
- ◆ the main points from your research (4 marks)

You can present the evidence from your investigations in a variety of ways.

**Attach relevant evidence of your investigations here**

### Investigation 1:

**Aim:** I will gather suitable ideas linked to the needs of the brief

Sources: I will carry out an internet search to gather ideas already on the market. (See websites on the back of mood board)

Reason for Investigation: I will gather ideas that have already been on the market and take inspiration and consideration factors from these to make my product the best it can be.

**Results- Create a mood board**



Main points to take forward:

1. From my internet search there are a range of dog pyjamas on trend therefore I will consider doing pyjamas for my final item as this may be something that the target group would like.
2. From my internet search I found that a lot of things already on the market are personalised therefore I will consider the types of items that lend themselves to being personalised and plan for this. I shall now find out if this is something that the target market would like
3. From my internet search baby pink is a very visible colour on the market therefore I will ask my target market if they would like the final item to be pink and if so what shades of pink they would prefer so they are happy with the final design, and I will then incorporate pink into my design.
4. From my internet search I found that a number of the items include a fluffy aspect therefore I will consider a fluffy fabric for my final item, and I will ask the target market if this would be suitable and find suitable resources, so my item is more successful.

Investigation 2:

Aim: To identify the desirable styles for the consumer's pet and find out what the likes and dislikes are of their owner

Method: Questionnaire to dog owners

Sources: Target market - dog owners

Reason for Investigation: I would do a questionnaire because it is important to find out what the target market would need/purchase so that my product is more successful.

Results- Questionnaire1) Do you have a dog?

A) Yes 20/20

B) No (if not do not continue) 0/20

2) What size is your dog?

A) Small 11/20

B) Medium 6/20

C) Large 3/20

3) Which out of these would you buy for your dog?



- A) Onesie **9/20**
- B) Coat **4/20**
- C) Bed **3/20**
- D) Bag **0/20**
- E) Dressing gown **1/20**
- F) Harness **1/20**
- G) Toy **2/20**
- H) Other **0/20**

4) Does your dog currently own any clothing?

- A) Yes **14/20**
- B) No **6/20**

5) If your dog does own clothing, what do they have?

- A) Fancy dress costume **4/14**
- B) Coat **6/14**
- C) Pajamas **1/14**
- D) Outwear **3/14**


6) Do you think a hood would be essential for a pet's clothing?


- A) Yes **12/20**
- B) No **8/20**


7) Which fastening do you think would be most suitable?


- A) Velcro **1/20**
- B) Poppers **12/20**
- C) Buttons **2/20**
- D) Zip **5/20**
- E) Ties **0/20**


8) Which embellishment would you prefer?


A) Tassels 0/20 


B) Embroidery 6/20 

C) Applique 11/20 

D) Sequins 1/20 

E) Buttons 0/20 

F) Bias binding 0/20 

G) Pom poms 2/20 

9) What material would you prefer?

A) Fleece 16/20

B) Warm/ fluffy 2/20

C) Denim 0/20

D) Cotton 2/20

10) What would be the most important function for this item?

A) Warm 12/20

B) Waterproof 5/20

C) Washable 2/20

D) Reflective 1/20

11) What principles of design do you think are most important for this item?

A) Safety (fire resistant, no toxic fabric) 7/20

B) Hygiene (easy to wash and take care of) 2/20

C) Aesthetics (cute, nice) 1/20

D) Durability (wear and tear, stays good after washing) 2/20

E) All the above 8/20

12) What colour scheme would you prefer?

A) Pastel colours (baby pink, yellow, baby blue, lilac) 11/20

B) Bright/neon colours (green, orange, pink, yellow) 2/20

C) Neutral colours (beige, brown, grey, cream, black, white) 7/20

13) Would you like pajamas for your dog?

A) Yes 16/20

B) No 4/20

14) What pattern of fabric would you prefer for this item?

A) Polka dot 9/20

B) Stripes 3/20

C) Geometric shapes 0/20

D) Checkered 8/20

E) Tye dye 0/20

15) Would you like this item to be personalized?

A) Yes 20/20

B) No 0/20

Main points to take forward:

- ☑ I can see from my questionnaire that 16/20 people said that they would like pyjamas for their dog therefore I will research suitable pyjama patterns and fabrics for my final product.
- ☑ I can see from my questionnaire that 9/20 people said they would like polka dot print for the final product therefore I will look at a range of different types of polka dot fabrics with the desirable attributes, so the target market is happy with the final design.
- ☑ I can see from my questionnaire that 20/20 people would like the item to be personalised and like it to be embroidery therefore I will now plan a personalised design suitable for the pyjamas this would add detail to the design making it more successful.
- ☑ I can see from my questionnaire that pastel colours were popular as 11/20 people picked this for the final design therefore I now need to source suitable fabrics that incorporate pastel colours as this would be something the target market would like.
- ☑ I can see from my questionnaire that most people would like me to consider all 4 of the principles of designs that I have suggested safety, durability, hygiene, aesthetics therefore I will need to keep these in mind when planning my final item to ensure the target market are happy with the final item and would purchase it.
- ☑ I can see from my questionnaire that 12/20 people would prefer poppers for a fastening for the final item therefore I will consider using this fastening for my final product, I will investigate the best ways to include this.
- ☑ I can see from my questionnaire that 16/20 people said they would like the product to be warm and fluffy therefore I shall include warm and fluffy fabrics, I will look at a range of warm fluffy fabrics that are suitable for the final design.
- ☑ I can see from my questionnaire that 12/20 people would like a hood on the final item therefore I will need to consider including a hood in my final design. In my next investigation I will ask further questions regarding a hood. Such as ears or detachable hood.

**Investigation 3:**

**Aim:** I shall look to find out how best to construct my design item to create a quality item.

**Method:** I will interview a professional to get advice and knowledge from them to help me make my pet item

**Sources:** Fashion & Textile Teacher.

**Reason for Investigation:** I want to gather information on fabrics, construction techniques and overall advice for making my pet item the best it can be.

**Results:** Interview a professional

1) I plan to include a detachable hood on my item with snap fasteners - Do you think this is a suitable construction technique for a dog item?

'This is a great idea as it will be able to be taken on and off.'

2) I plan to use fleece 100% polyester for my item- Do you think this has the desirable attributes for dog pjs?

'Fleece is warm, soft and easy to launder so it would be perfect.'

3) I have chosen to use poppers for a fastening do you think would be the easiest and safest way to get the pyjamas on and off a dog?

'Yes, poppers would work on a small dog that you can hold, however this might be tricky on a big dog as the poppers are quite fiddly.'

4) In investigation 2 I found out that pastel colours were popular -Do you think this is an appropriate colour scheme for dog pjs?

'perfect'

5) I am aiming to make a high-quality pet item how would I ensure high quality in the final product?

'Consider ensuring the seams are secure by machine stitching and overlocking to finish'

6) On the dog pjs I plan to have toggles with Pom poms around the hood/neck area I will secure these in place so no choking can occur how would I achieve this?

'I would recommend short toggles that the dog can't get near and fake pullies so it can't choke the dog'

7) I was planning to overlock my item- do you think this is the best way?

'Yes, overlocking is a safe way as this enhances the quality making it last longer.'

8) I was planning to add a space/clip for a dog lead to clip on to the dog pyjamas, what do you think would be the best way to do this?

'It is important that the dog lead is secure and cannot release from the pyjamas so I would suggest adding a machine buttonhole so that you can put the lead thru and connect it to the collar'

9) Do you think cuffs with diamanté's would be a good idea for dog pyjamas?

'Yes, ribbed cuffs would be perfect for dog pyjamas as this will stop wind from getting in and be insulating keeping the dog warm and the diamanté's will enhance the design'

**Main points to take forward:**

- It has been confirmed that I will be using snap fasteners for my detachable hood as this will be the easiest way to get it on and off and also said these would be perfect
- I have decided to do a Pom Pom design on the dog pyjamas however I will not be adding pullies I will be using fake pullies so they can't choke the dog.
- I will be using a fleece fabric for my dog pyjamas as this will keep the dog comfortable and warm, I will now find the appropriate colour of fleece for my final design.
- I have also decided to use poppers as the fastening for the pyjamas which may be difficult for larger dogs, but this is appropriate for my design as it is for smaller dogs.

**The solution (18 marks)****Present an appropriate solution (4 marks)**

You could present your solution as a description, a labelled diagram, a computer-generated image, samples of fabrics and components to be used with written commentary, or a combination of these.

You must provide enough detail to allow your solution to be clearly visualised.

**Attach evidence of your solution here**

**Justify the features of the solution (14 marks)**

You must identify fourteen features of your solution and explain why each is important in meeting the needs of the brief. Each point of justification must be based on evidence generated from the investigations.

Your identified features must include:

- ◆ at least four design features of the solution
- ◆ at least four properties and/or characteristics of the textile(s)
- ◆ at least four construction and/or finishing techniques

Features	Justification
Design features of the solution (Minimum of 4)	
Pink polka dot fabric	I have decided to use a pastel pink polka dot fabric in my final item because in investigation 2 question 12 and question 14 11/20 people said they would like a pastel colour scheme for the pyjamas and 9/20 people said they would like it to be polka dot.
Pom pom toggles	I have decided to use pom pom toggles on the neck area of the dog pyjamas for artificial appearance to enhance the design of the dog pyjamas. In investigation 3 suggested doing short toggles that the dog cannot get near and fake pullies, so the dog does not choke which will make my design safer.
Personalised embroidery	I have decided to add a personalised appliqué to my dog pyjamas because in investigation 2 question 15 20/20 people said they would like the final item to be personalised, therefore I have decided to add this as it will enhance the appearance of the design, make it more unique and make it stand out.
Ears on the hood	I have decided to add ears on the detachable hood because I seen from my investigation 1 in the internet search that a lot of dog pyjamas have included this on the hood so it is clearly something the target market would like. This will enhance the design of the dog pyjamas making it look cuter.
Diamante's	I have decided to add diamanté's to the ribbed cuffs as in investigation 3 said this will add more decoration and make it look nicer and cuter enhancing the appearance.
Heart sequins applique	I have decided to add a sequins heart applique because in investigation 2 question 8 11/20 people said they would like an applique on the dog pyjamas this will enhance the appearance of the pyjamas



Features	Justification
<p>Properties and characteristics of the textile(s) (minimum of 4)</p> <p>Fleece 100% Polyester</p> <p>Knitted fabric 100% Cotton</p> <p>Ribbed cuffs (stretchy) 85% Cotton 15% Elastane</p> <p>100% Polyester</p>	<p>I have decided to use a fleece fabric for the dog pyjamas because fleece is warm, soft, and very comfortable due to its lightweight. In investigation 2 question 9 16/20 people said this would be the most suitable fabric for dog pyjamas therefore, I will be using fleece as this has the desirable attributes for dog pyjamas. also suggested this</p> <p>I have decided to use a knitted fabric as knitted fabric is stretchy, this will make sure the dog pyjamas are easy to take on and off the dog and will allow for ease of movement which will make it more comfortable.</p> <p>I have decided to use ribbed cuffs on the legs and arms of the dog pyjamas because in investigation 3 suggested this as they will be insulating and will not let any wind get in which will keep the dog warm.</p> <p>I have decided to use a polyester as in investigation 3 said polyester is easy to launder this is good because the pyjamas can be easily washed so it will be more hygienic. it is also durable and strong which means it will last longer making it better value for money.</p>
<p>Construction/finishing techniques (minimum of 4)</p> <p>Detachable hood</p> <p>Over locker</p> <p>Poppers</p>	<p>I have decided to include a detachable hood on my dog pjs because in investigation 2 question 6 12/20 people said they thought a hood would be a good part of the dog pjs. I have also decided to make it detachable so it is more comfortable and cannot harm the dog when its sleeping.</p> <p>I have decided to overlock the dog pyjamas because in investigation 3 said in my interview overlocking is a good way as it will enhance the quality of the item making it last longer which will make the product better value for money.</p> <p>I have decided to use poppers as a fastening for the dog pyjamas to make it easier to take on and off. In investigation 3 said this would work with a small dog and I have decided to create my design for a small dog so this will work for my final design.</p>

Features	Justification
Machine buttonhole for lead	I have decided to create a machine buttonhole on the dog pyjamas as in investigation 3 in my interview suggested this so that there is a hole where the lead can fit thru and be secure to the collars so the dog can't run away from the owner.

## • Stage 2: Evaluation (8 marks)

### Testing (3 marks)

You must produce evidence of carrying out **one** test to provide relevant information about your solution.

Your test must include:

- ♦ the technique and source(s) used to gather the information (1 mark)
- ♦ clearly presented results (2 marks)

Aim What information will you collect?	Technique How will you collect the information?	Source Where will you find the information?
How well dog owners liked the design	Sensory Analysis	5 Dog owners

You can present evidence from your test in a variety of ways, such as a written report, graphs, charts, tables, notes from an interview, photographs, or any other relevant format.

#### Attach relevant results of testing here

Technique - Sensory Analysis

Aim - Find out how well the dog owners liked the design

Source - 5 Dog owners

Key star rating - 1 star = Very poor    5 star = Very high

	Colour Scheme	Fabric choices	Detachable hood	Sequins Embellishment	Personalised embroidery
Dog owner 1	5	4	3	2	5
Dog owner 2	5	5	4	3	5
Dog owner 3	4	5	3	4	5
Dog owner 4	5	4	5	2	5
Dog owner 5	5	3	2	3	5

#### What do you like about the dog pyjamas?

- 1.Colour and polka dot pattern
- 2.Personalised embroidery
- 3.Fabric
- 4.Personalised embroidery
- 5.Detachable hood
- 6.Colour

**Is there anything I could change to improve the dog pyjamas?**

1. Change the embellishment from sequins to something more comfortable
2. The embellishment cannot be washed so will get muddy.
3. The cuffing could be around the neckline to make the design more fitted.
4. Diamante's might fall off
5. Colour variations
6. Diamanted - how are they secured.

### Evaluation of the solution (3 marks)

You must evaluate your solution, with reference to the results of the testing you carried out.

#### Evaluation

I feel that the colour on the dog pyjamas are suitable. I can see from my sensory analysis that the colour of the dog pyjamas are rated very highly overall, therefore I will not make any changes to the colour choice of my design as I have chosen a colour that is suitable for cute dog pyjamas and the target market are happy with it.

I feel that my fabric choice for the dog pyjamas are suitable. I can see from my sensory analysis that the fleece fabric was highly rated, therefore I will keep this for my final item as it is appropriate for dog pyjamas as it is comfortable, warm, and breathable so works well on the dog pyjamas.

I feel that my choice of embellishment was not very suitable. I can see from my sensory analysis that the sequin embellishment was rated poorly, therefore I may consider including a different embellishment that can be washed and will not harm or be uncomfortable for the dog, so my product is more successful.

I feel that the personalised applique was a good choice for the dog pyjamas. I can see from my sensory analysis that this was rated very highly, therefore I will not be changing this as it makes it more unique and is something that the target market would like.

I feel that the diamantes on the cuffs were not a very suitable choice for the dog pyjamas. I can see from my sensory analysis that it was rated quite poorly, therefore if I was to make this again, I would not add diamantes to the cuffs as they could easily fall off or get caught on something which could harm the dog.

**Amending the solution (2 marks)**

You must suggest two adaptations, improvements or further developments that might be made to your solution.


Each point of justification must be based on evidence generated from your testing.

Amendment	Justification
Sequins Embellishment changed to a Machine embroidery	My sequins embellishment for my dog pyjamas isn't suitable therefore if I was to make this item again, I would create an embellishment that was washable and more suitable and comfortable for dog pyjamas. This could be a machine embroidery.
Diamante cuffs removed	The diamantes on the cuffs were not suitable for the dog pyjamas as it was rated poorly, therefore if I was to make this again, I wouldn't add this as they would easily fall off and could get caught on something, however I could consider moving them to somewhere more suitable on the dog pyjamas.

Solution Page Joe

Fabric


Fleece / Pink Polka Dot



100% Poly W

Pattern / size chart

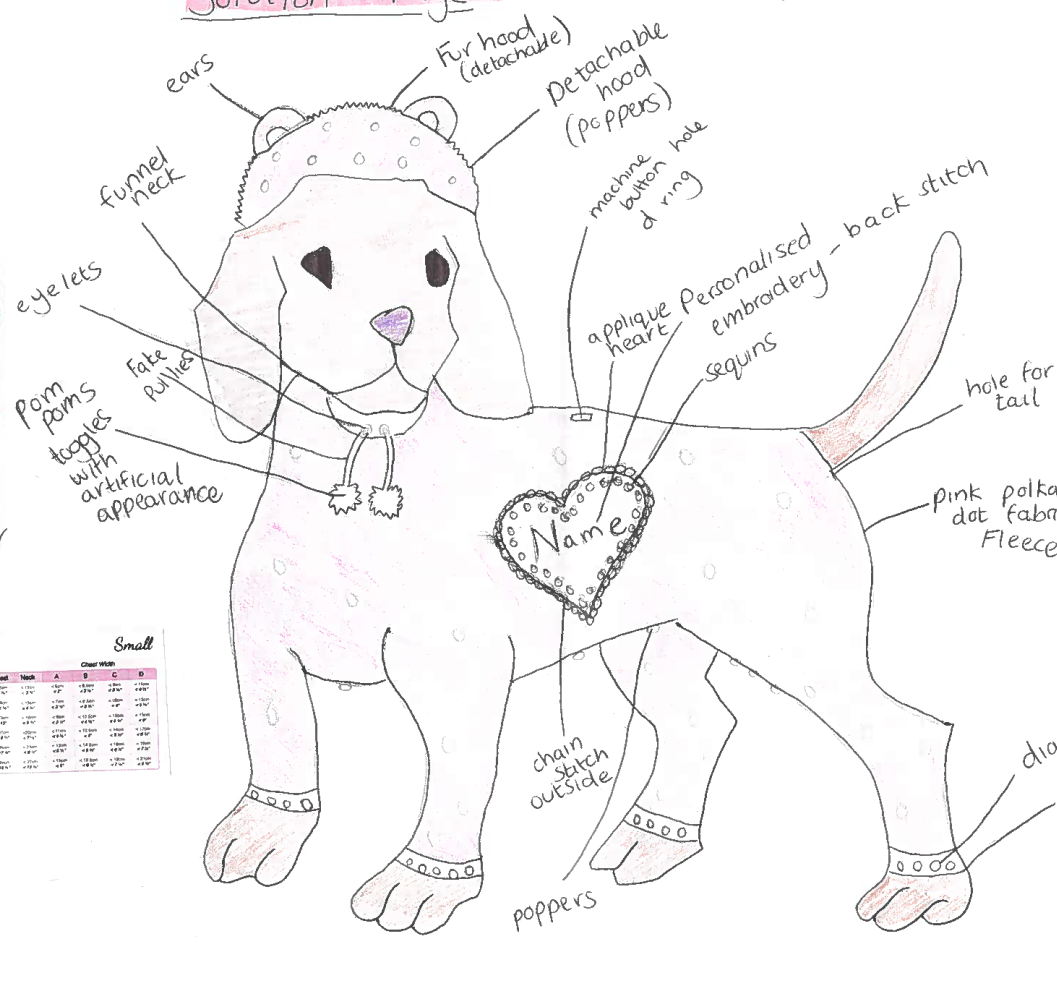
SMALL - 6 SIZES - HOOD OR COLLAR



PDF SEWING PATTERN *Tutorials*

Colour

pastel pink



ears

Funnel neck

eyelets

Pom poms toggles with artificial appearance

fake pulleys

Fur hood (detachable)

Detachable hood (poppers)

machine button hole & ring

applique heart

Personalised embroidery - back stitch

sequins

hole for tail

pink polka dot fabric Fleece

chain stitch outside

poppers


diamantes

Ribbed stretchy Cuffs

Techniques

- embroidery
- embellishments
- detachable hood
- overlocking
- snap fasteners
- poppers
- back stitch
- applique
- chain stitch

Fabric / Ribbed cuffs (stretchy)



100% cotton

Embellishments

Personalised embroidery

pom poms (pink)

Detachable hood with ears







Reinforcement/dp/B07KR29GCB/ref=asc\_df\_B07KR29GCB/?tag=&linkCode=df0&hvadid=372163121426&hvpos=&hvnw=&hvrnd=2438022458034963561&hvpone=&hvpw=&hvgmt=&hvdev=&hvdcmid=&hvllocint=&hvllocphy=1007321&hvtargid=pla-71771833546&ref=&adgrpid=78129678444&th=1 21

[https://www.google.com/search?q=dressing+gown+for+dogs&safe=active&rlz=1C1GCEU\\_enGB977&source=lnms&tbn=isch&sa=X&ved=2ahUKEwj86jP-16XzAhWh2eAKHRZHD9gQ\\_AUoAoECAEQBA&biw=1280&bih=913#imgsrc=YzxUCnuTfCbM](https://www.google.com/search?q=dressing+gown+for+dogs&safe=active&rlz=1C1GCEU_enGB977&source=lnms&tbn=isch&sa=X&ved=2ahUKEwj86jP-16XzAhWh2eAKHRZHD9gQ_AUoAoECAEQBA&biw=1280&bih=913#imgsrc=YzxUCnuTfCbM)

[https://www.google.com/search?q=chiwawa+luxury+bag&safe=active&rlz=1C1GCEU\\_enGB976GB976&source=lnms&tbn=isch&sa=X&ved=2ahUKEwjH6cKPz9vzAhXR8uAKHdXsCrwQ\\_AUoAXoECAEQAV&biw=1280&bih=913&dpr=1#imgsrc=O1oA\\_SNPgt4DEM](https://www.google.com/search?q=chiwawa+luxury+bag&safe=active&rlz=1C1GCEU_enGB976GB976&source=lnms&tbn=isch&sa=X&ved=2ahUKEwjH6cKPz9vzAhXR8uAKHdXsCrwQ_AUoAXoECAEQAV&biw=1280&bih=913&dpr=1#imgsrc=O1oA_SNPgt4DEM)

[https://www.google.com/search?q=chiwawa+luxury+bag&safe=active&rlz=1C1GCEU\\_enGB976GB976&source=lnms&tbn=isch&sa=X&ved=2ahUKEwjH6cKPz9vzAhXR8uAKHdXsCrwQ\\_AUoAXoECAEQAV&biw=1280&bih=913&dpr=1#imgsrc=hSKvZTe4ePxkAM&imgdii=koACN6nc\\_IFE7M](https://www.google.com/search?q=chiwawa+luxury+bag&safe=active&rlz=1C1GCEU_enGB976GB976&source=lnms&tbn=isch&sa=X&ved=2ahUKEwjH6cKPz9vzAhXR8uAKHdXsCrwQ_AUoAXoECAEQAV&biw=1280&bih=913&dpr=1#imgsrc=hSKvZTe4ePxkAM&imgdii=koACN6nc_IFE7M)

[https://www.google.com/search?q=chiwawa+luxury+bag&safe=active&rlz=1C1GCEU\\_enGB976GB976&source=lnms&tbn=isch&sa=X&ved=2ahUKEwjH6cKPz9vzAhXR8uAKHdXsCrwQ\\_AUoAXoECAEQAV&biw=1280&bih=913&dpr=1#imgsrc=Kb9Bh167ra5KLv&imgdii=C79eD6WGUGwdM](https://www.google.com/search?q=chiwawa+luxury+bag&safe=active&rlz=1C1GCEU_enGB976GB976&source=lnms&tbn=isch&sa=X&ved=2ahUKEwjH6cKPz9vzAhXR8uAKHdXsCrwQ_AUoAXoECAEQAV&biw=1280&bih=913&dpr=1#imgsrc=Kb9Bh167ra5KLv&imgdii=C79eD6WGUGwdM)

<https://www.google.com/search?q=tassels&tbn=isch&ved=2ahUKEwj11qSpkOrzAhUYBoKHeYSAHUQ2>

[https://www.google.com/search?q=chiwawa+luxury+bag&safe=active&rlz=1C1GCEU\\_enGB976GB976&source=lnms&tbn=isch&sa=X&ved=2ahUKEwjH6cKPz9vzAhXR8uAKHdXsCrwQ\\_AUoAXoECAEQAV&biw=1280&bih=913&dpr=1#imgsrc=VSDKhY\\_uu6xXM](https://www.google.com/search?q=chiwawa+luxury+bag&safe=active&rlz=1C1GCEU_enGB976GB976&source=lnms&tbn=isch&sa=X&ved=2ahUKEwjH6cKPz9vzAhXR8uAKHdXsCrwQ_AUoAXoECAEQAV&biw=1280&bih=913&dpr=1#imgsrc=VSDKhY_uu6xXM)

[https://www.shein.co.uk/Plain-Pet-Pajama-p-2201307-t-2885.html?url\\_from=ukadplasppt182101290005\\_ssc&gclid=EALalQobChM16uDcndLb8wIVI-Ch3BUQvAEAQYASABEgIO1PD\\_BwE](https://www.shein.co.uk/Plain-Pet-Pajama-p-2201307-t-2885.html?url_from=ukadplasppt182101290005_ssc&gclid=EALalQobChM16uDcndLb8wIVI-Ch3BUQvAEAQYASABEgIO1PD_BwE)

<https://www.shein.co.uk/Letter-Graphic-Hooded-Dog-Pajamas-p-1882617-cat>

<https://www.google.com/search?q=cute+dog+beds&tbn=isch&ved=2ahUKEwi-8om9kerzAhVK0oUKHeHbC5kQ2->

<https://www.google.com/search?q=luxury+dog+food+bowls&tbn=isch&ved=2ahUKEwj8qanI09vzAhUK5ShoKHdwsC0wQ2->

<https://www.google.com/search?q=dog+appliance&tbn=isch&ved=2ahUKEwi23puUk-rzAhVSNRoKHWsOAWwQ2->

[https://www.google.com/search?q=dressing+gown+for+dogs&safe=active&rlz=1C1GCEU\\_enGB977&source=lnms&tbn=isch&sa=X&ved=2ahUKEwj86jP-16XzAhWh2eAKHRZHD9gQ\\_AUoAoECAEQBA&biw=1280&bih=913&dpr=1#imgsrc=YzxUCnuTfCbM](https://www.google.com/search?q=dressing+gown+for+dogs&safe=active&rlz=1C1GCEU_enGB977&source=lnms&tbn=isch&sa=X&ved=2ahUKEwj86jP-16XzAhWh2eAKHRZHD9gQ_AUoAoECAEQBA&biw=1280&bih=913&dpr=1#imgsrc=YzxUCnuTfCbM)

[https://www.google.com/search?q=chiwawa+luxury+bag&safe=active&rlz=1C1GCEU\\_enGB976GB976&source=lnms&tbn=isch&sa=X&ved=2ahUKEwjH6cKPz9vzAhXR8uAKHdXsCrwQ\\_AUoAXoECAEQAV&biw=1280&bih=913&dpr=1#imgsrc=Kb9Bh167ra5KLv&imgdii=C79eD6WGUGwdM](https://www.google.com/search?q=chiwawa+luxury+bag&safe=active&rlz=1C1GCEU_enGB976GB976&source=lnms&tbn=isch&sa=X&ved=2ahUKEwjH6cKPz9vzAhXR8uAKHdXsCrwQ_AUoAXoECAEQAV&biw=1280&bih=913&dpr=1#imgsrc=Kb9Bh167ra5KLv&imgdii=C79eD6WGUGwdM)

<https://www.google.com/search?q=pjs+for+dogs&tbn=isch&ved=2ahUKEwi84e2Qz9vzAhUBYxoKHZVwA10Q2->

<https://www.google.com/search?q=dog+appliance&tbn=isch&ved=2ahUKEwi23puUk-rzAhVSNRoKHWsOAWwQ2->

<https://www.google.com/search?q=cute+dog+beds&tbn=isch&ved=2ahUKEwi-8om9kerzAhVK0oUKHeHbC5kQ2->

<https://www.google.com/search?q=cute+dog+beds&tbn=isch&ved=2ahUKEwi-8om9kerzAhVK0oUKHeHbC5kQ2->

<https://www.google.com/search?q=letter+embroidery&tbn=isch&ved=2ahUKEwj1lvpj-rzAhUS0YUKHV9IBwAQ2->

<https://www.google.com/search?q=luxury+dog+beds&tbn=isch&ved=2ahUKEwixhKj4ztvzAhLHbFdD3cQ2->

[https://www.google.com/search?q=name+embroidery&tbn=isch&ved=2ahUKEwIwMf5i-rzAhW\\_gc4BHUFrdvcQ2-](https://www.google.com/search?q=name+embroidery&tbn=isch&ved=2ahUKEwIwMf5i-rzAhW_gc4BHUFrdvcQ2-)

<https://www.lightinthebox.com/en/p/dog-pajamas-dog-clothes-casual-daily-british-light-blue-blushing-pink-black->

<https://www.google.com/search?q=luxury+dog+beds&tbn=isch&ved=2ahUKEwixhKj4ztvzAhUjSIUKHbFdD3cQ2->

<https://www.google.com/url?sa=i&url=https%3A%2F%2Fwww.amazon.co.uk%2FDWE-Christmas-Reindeer-Chihuahua->

<https://www.google.com/search?q=luxury+dog+beds&tbn=isch&ved=2ahUKEwixhKj4ztvzAhUjSIUKHbFdD3cQ2->

<https://www.google.com/search?q=pjs+for+dogs&tbn=isch&ved=2ahUKEwi84e2Qz9vzAhUBYxoKHZVwA10Q2->

<https://l.pining.com/originals/75/96/b4/7596b47bd6871c3437d94a5d2724139f.jpg>

<https://www.suzys.uk/products/teddy-bear-dog-bag->

<https://www.amazon.co.uk/green-leaves-Feeding-Station->