

Candidate 1 evidence



Higher Fashion and Textile Technology Assignment Candidate workbook (for use in session 2021–22)

You must use this workbook to present your assignment. The wording in this template must not be altered in any way.

There are spaces for your responses for each part of the assignment. You may complete the workbook by hand or electronically. You can add links, extra space or extra pages if needed.

Brief chosen for your assignment.

Develop a fashion/textile item for a dancer to wear in a stage show

Stage 1: Design (38 marks)**Themes (2 marks)**

Identify **two** key themes to investigate from your chosen brief.
Explain why **each** theme is important for the brief.

Key theme	Explanation
Theme 1 Dancer	<p>In order for the costume to be suitable for a dancer it must be flexible and breathable. It must be made of material that is non restricting or elasticated, this would make it easier for the dancer to move during their performance, making it suitable for its purpose.</p> <p>The style of the dance being performed is important in deciding the style of the costume. I will therefore research the different styles of costumes for different types of dance and the colours, embellishments and design features that are linked to them so that I create a costumes that is suitable for a dancer.</p>
Theme 2 Costume for stage show	<p>To make this costume appropriate for a stage show it must have good visual impact. It must be made out of bright striking material so that it is noticeable on stage. The material used will also have to be durable in order to withstand many performances.</p> <p>The costume also must fit the specific character that the dancer is supposed to be playing in the stage show.</p> <p>I will therefore research the different styles of costumes typically worn on stage and find out if there are features that are more suitable than others to ensure it meets the needs of the stage show and dancer and also is eye catching for the audience.</p>

Investigations (18 marks – each investigation is worth 6 marks)

Carry out **three** investigations into the key themes, using a **different** investigative technique for each.

Your investigations must include research into **each** of the following, in relation to your chosen brief:

- ◆ textile technologies
- ◆ consumer needs/choices
- ◆ fashion/textile trends

Your evidence for **each** investigation must include:

- ◆ details of the research technique and source(s) used (1 mark)
- ◆ an explanation of the relevance of the investigation (1 mark)
- ◆ the results of your research
- ◆ the main points from your research (4 marks)

You can present the evidence from your investigations in a variety of ways.

Attach relevant evidence of your investigations here


Investigation 1






Research technique: Internet research


Source(s): 1. <http://www.vam.ac.uk/content/articles/d/dance-costume-design/>
 2. <https://www.pinterest.co.uk/pin/245305510930537708/>
 3. <https://www.dailymail.co.uk/tvshowbiz/article-8925135/Strictly-fans-left-confused-Maisie-Smith-dances-Frozens-Elsa-pink-gown.html>
 4. <https://www.pinterest.co.uk/pin/646548090223944028/>

Explanation of the relevance of the investigation:

I am using this investigation to find out about different types of costumes in dance that are commonly worn. During this investigation I will find out about different types of materials, styles and embellishments used in costume production to give me inspiration for my final design.

Image	Type of stage show/dance	Fabric	Colours	Embellishments	Special features
	Salsa.	polyester, cotton lining, elastane.	White, silver.	Sequin fringing, sequins at top of neckline.	Fringing all over the costume. Spaghetti straps. Sweetheart neckline

	Salsa.	polyester, cotton lining, elastane.	Blue, silver.	Sequin fringing.	Fringing. Spaghetti straps. V- neckline. Cut out at stomach to look like two piece.
	Ballet.	Tulle, silk, cotton, mesh/elastane.	Pink, white, silver	Silver swirls made with silver sequins and embroidery.	Mesh sleeves. Off shoulder. V shape at waist line. Short skirt.
	Ballet.	Tulle, silk, mesh/elastane.	Ivory, gold and rose.	Gold patterns sewn on with gold thread (embroidery)and beads/ jewels.	Puff sleeves, gold design. Deep v- neck. Scallop feature at waist/top of skirt
	Ballet-Peter Pan.	silk, wire, elastic.	Green silver, gold.	Gold patterns embroidered on the front.	The wings on the back of the costume. Floaty style. Short length
	American smooth- Frozen. (Elsa)	polyester, elastane, tulle.	Pink, silver, lilac.	Silver sequins sewn into the front of the outfit.	The ruffles on the bottom of the dress and the veil on the back. Floaty shape to the skirt.

	American smooth.	Mesh/elastane, polyester.	Pink, white, rose gold.	Sequins sewn into the bodice.	The bits of material sewn into the skirt to look like flowers.
---	------------------	---------------------------	-------------------------	-------------------------------	--

Results of research:

- I found that **sequins and sparkly threads** used to embroidery patterns were commonly used in the costumes I found. I will therefore consider adding these embellishments into my final design as I know that it is a popular feature to add to stage show costumes. I will also ask my target group in my next investigation if this is a feature that they like so that I consider what they want on a costume.
- **Stretchy materials, tulle, cotton and polyester** were all fabric that were used repeatedly in the costumes I researched. I will therefore consider these fabrics for my final design so that it links to current trends available for dancer costumes.
- The ballet and salsa costumes tended to have a **short skirt** to allow the dancer the best range of motion while performing. I will think about using this length of skirt in my design in order to create an effective costume that will be comfortable for the dancer but also link to the trends for these styles of dance.
- I found that American smooth dresses usually include a **longer flowy skirt** and tighter sleeves. They also have more intricate designs and sequins included to attract the audience. I will use this information in my final design.
- I found that **fringing** is very common in salsa costumes. They are usually sparkly and eye catching to attract the audience. The fringing moves with the dancer creating a rippling effect that attracts the audience. I will consider adding this as a feature into my final design as it will ensure it has great visual effect for the audience.
- Overall I found that costumes for stage performances need to be **attractive to the audience** and need to allow the dancer a **good range of motion**. This will be useful information when I am doing my final design. I will use the information I have found in this investigation and ask my target group questions linked to what I found so that I make a suitable costume for them.

Investigation 2

Research technique: QUESTIONNAIRE

SOURCE: 20 TEENAGERS THAT ATTEND AS DANCE CLUB-

Explanation of the relevance of the investigation: To find out the opinions of different people in order to create an effective dance costume.

Questions:

1. Colours

What colours do you prefer in a costume?

- a) Pink (5)
- b) Blue (3)
- c) White (7)
- d) Silver (5)

2. Fabrics

What fabrics are most comfortable to wear when performing?

- a) Cotton (11)
- b) Mesh (7)
- c) Elastic (2)

3. Plain or printed?

- a) Plain (12)
- b) Printed (8)

4. Style

What style of dance is your favourite?

- a) Ballet (9)
- b) American smooth (5)
- c) Salsa (6)

5. Embellishments

What embellishments do you find are the most practical?

- a) Sequins (10)
- b) Beadwork (1)
- c) Tassel/fringing (9)

6. Item

What type of costume is the most comfortable to perform in?

- a) Long dress (0)
- b) Short dress (11)
- c) Jumpsuit (3)
- d) 2-piece (6)

7. Fastenings

What type of fastening is the most effective?

- a) Buttons (12)
- b) Hook and eye (5)
- c) Zip (3)
- d) Press studs (0)

8. Fit

What fit is the most effective?

- a) Loose fit (2)
- b) Tight fit (10)
- c) Mermaid fit (4)
- d) A-line (0)
- e) Ballgown (4)

9. Neckline

What type of neckline is the most comfortable while performing?

- a) V-neck (9)
- b) Scoop (5)
- c) Square (2)
- d) Halter (3)

10. Special features

What features do you like on a costume?

- a) Pockets (6)
- b) Piping (9)
- c) Contrast (3)
- d) Gathers (2)

The results of your research:

From my questionnaire research I have found that:

- I have found that **white** is the most popular colour amongst dancers for dance costumes (7/20 people voted for this). I will therefore use this in my final design in order to make it suitable for the customers and meet their preferences.
- I also found that **cotton** was the most popular fabric used in dance costumes (11/20). This might be because it is soft and absorbent. I will use it to make my final costume in order to cater to the dancer's preferences. **Mesh** was the second most popular so I will also include this in my design as this links back to investigation 1 findings.
- I have found from my research that **plain costumes are** preferred compared to patterned ones so I will make a costume with plain fabric that has no pattern on it in order to make it suitable for the dancer's preferences.
- I found that the most popular style of dance is **ballet**(9/20). I will therefore make a ballet costume for my final item in order to cater to the majority of the dancers and also link with the trends of ballet costumes in found in investigation 1.
- **Sequins** were voted the most popular surface decoration(10/20). I feel this is because they are small and won't get in the way of the dancer when they are performing, they also look effective and will be eye catching for the audience. I will use these in my final design by creating an interesting design using them.
- A **short dress** was the most popular length option(11/20). This is because it won't get caught on the dancers legs as they move around, making it easier for them to perform. I will make a shorter length dress to appeal to the majority and also because it links with the research in investigation 1 too.

- A **tight fitted dress** was the most popular fit based on my research. In order to cater to the customers preferences I will include this in my final design(10/20).
- I found that dancers prefer to wear a **v-neck** while performing. I will include this in my garment so that it appeals to the customers(9/20).
- **Piping** was the most popular special feature on costumes based on my survey, I will therefore use this in my design in order to cater to the majority(9/20).

Overall I have found that visual impact is important but so is functionality and comfort. I will consider these things and include them in my design so that the costume is an effective piece for a stage show and so it satisfies the customer.

Investigation 3:**QUESTIONS:**

Based on my research I have decided that I am going to design a costume for a ballet dancer in a stage show.

1. From my research I found that cotton was the most popular fabric in dance costumes. **Would this be suitable to use in a ballet costume?**
2. In my investigations I found that a v-line neckline was the most popular, **do you think that this would be effective in my design of a ballet costume?**
3. I found that buttons were the most popular fastener for dance costumes. I was considering using small covered buttons, **would this be suitable for my design?**
4. Piping was the most popular special feature in my investigations. **Is this an effective decoration to include in my design?**
5. I found that a short dress was favoured. **Would this be effective for a ballet costume?**
6. Sequins were the most popular embellishment in my research. I was considering using these on the body of my costume. **Would this be effective to use in my costume?**

Fabric**- Question:**

1. From my research I found that cotton was the most popular fabric in dance costumes. **Would this be suitable to use in a ballet costume?**

Answer: Cotton is very versatile fabric and would be a nice fabric to use within your design. A good property of cotton is that it is absorbent therefore it will remove any perspiration from the body of the dancer. This would be ideal to keep them dry and comfortable.

In addition, due to the good absorbency, dyes will be retained well in the fabric which will ensure that the costume looks smart for a longer period of time.

Cotton is also a durable fabric so will withstand lots of wear and tear when performing in the costume. This will be good value for the dancer.

It has low warm, again perfect for a dancer as it won't allow them to overheat when performing. Finally it has good strength so won't tear or rip easily.

The only issue with cotton is it has low elasticity which will not allow for good range of movement. You could consider using a poly cotton that has better elasticity so will be more comfortable for the dancer.

Neckline**-Question:**

2. In my investigations I found that a v-line neckline was the most popular, **do you think that this would be effective in my design of a ballet costume?**

Answer: Yes a v neck would be suitable and would be a nice shape to have on the costume.

If you are considering a deep V-neck it may be suitable to incorporate nude mesh into the design at the front to ensure that the top does not fall down and is secure when the dancer performs. The v neck may gap at the front therefore adding this may help.

Also ensure that when you create the v neck you have a shape v when sewing so that it does not begin to curve.

<p><u>Fasteners</u></p> <p>-Question:</p> <p>3. I found that buttons were the most popular fastener for dance costumes. I was considering using small covered buttons, would this be suitable for my design?</p>	<p>Answer: Covered buttons add a very professional finish and complete the finish of an item. By adding covered buttons this will ensure the garment has a high-quality finish.</p> <p>Covered buttons would be ideal as a working fastening or a design feature. When using these buttons, it would be good to incorporate rouleau loops as the closure. Using the same fabric will again make it look more professionally finished.</p>
<p><u>Special features</u></p> <p>-Question:</p> <p>4. Piping was the most popular special feature in my investigations. Is this an effective decoration to include in my design?</p>	<p>Answer: Piping is a great way to add more interest to a seam, in particular a princess seam or joining at the waist. It can be incorporated in the same colour or a contrast. A contrast will provide more of a design feature. Make sure when attaching that you use a zipper foot to ensure you get close to the piped edge so that it has a good overall finish.</p>
<p><u>Dress length</u></p> <p>-Question:</p> <p>5. I found that a short dress was favoured. Would this be effective for a ballet costume?</p>	<p>Answer: Ballet costumes tend to be shorter in style due to the movement of the dancer so I would agree that this length would be suitable.</p>
<p><u>Embellishments</u></p> <p>-Question:</p> <p>6. Sequins were the most popular embellishment in my research. I was considering using these on the body of my costume. Would this be effective to use in my costume?</p>	<p>Answer: Yes, sequins will add interest and create an eye catching feature when carried out well. You can attach them randomly in a scattered approach or create detail by applying them in a detailed pattern. Ensure that you attached them securely so that the quality is high and they do not fall off.</p>

Results:

- I found out from asking my teacher that **covered buttons** would be suitable as they provide a professional finish and a high-quality look. I will use these in my design in order to cater to the customers and to give my costume a professional look.
- I also found that **sequins** would be effective as they would add interest and detail. I would need to make sure they are attached properly so that the quality is high and so they do not fall off. I will use these to create an effective costume.
- I found that a **shorter dress** would be a good idea as ballet dresses tend to be shorter to allow the dancer the best range of motion while performing. I will use this feedback to create a functional costume.
- I found from my teacher that **piping** would also add interest to my design and provide an effective design feature. I will use this in my design.
- I also found out that **cotton** is a good fabric to use as it has lots of positive qualities for a dancer's costume. These were things like absorbency, durability and strength. I will therefore use this fabric as it has been a popular choice in my last investigation too so I know it will meet the needs of the dancer.

The solution (18 marks)

Present an appropriate solution (4 marks)

You could present your solution as a description, a labelled diagram, a computer-generated image, samples of fabrics and components to be used with written commentary, or a combination of these.

You must provide enough detail to allow your solution to be clearly visualised.

Please see attached illustration

Justify the features of the solution (14 marks)

You must identify **fourteen** features of your solution and explain why each is important in meeting the needs of the brief. Each point of justification must be based on evidence generated from the investigations.

Your identified features must include:

- ◆ at least four design features of the solution
- ◆ at least four properties and/or characteristics of the textile(s)
- ◆ at least four construction and/or finishing techniques

Features	Justification
Design features of the solution (Minimum of 4)	<p>Short dress - I decided that a short dress would be the most effective as I am designing a ballet dress; and this would allow the dancer the best range of motion while performing. I found in investigation 1 that this was the length use on this style of dress and in investigation 2 the target group preferred this length therefore I know that it will be suitable and link well with the style of costume that I designed.</p> <p>V- line neckline - my previous investigations have proven this neckline is the most popular and has good visual effective. It would make sure the performer didn't feel restricted while dancing and in investigation 2 I found out that it appeals to my target market. By using this neckline I know that it meets the needs of the dancers requests so will be more popular with them.</p> <p>Tight fitted dress - I found from my research in investigation 2 that a tight fitted dress was the most popular. I decided to make the top bodice part of the dress tight but made sure that the skirt still allowed the dancer to perform their best. By using this fit I know that I have meet the needs of my target groups wishes.</p> <p>Sleeveless dress - I decided to make my final dress design sleeveless so it would allow the performer to not get too warm while dancing and so that they could get the best range of motion. In investigation 1 there were different option with or without sleeves however the ballet style costumes had short sleeves therefor I am using this within my design.</p> <p>Sequins - in investigation 1 there were lots of sequins used in all the costumes. In investigation to my target group picked this as their favourite embellishment. I used these in my design as I knew that it would link with what my dancers liked and that it will create interest on the costume.</p> <p>Colour - from investigations 1 and 2 I found that white and silver were popular colours. In investigation 2 my dancers preferred white therefore I used this in my final design so that it was more popular and successful with my target group.</p>

Features	Justification
Properties and characteristics of the textile(s) (minimum of 4)	<p>Cotton - Cotton has good absorbency so this means that it would be more comfortable for the dancer doing physical activity and sweating as it would absorb it and they will be really comfortable in the costume when dancing.</p> <p>Cotton also withstands many performances as it has particularly good wear and tear and durability: I found this out in investigation 3 so this would be effective as it would last longer, and any damage caused from the performances and costume changes would not make the costume look old and tatty.</p> <p>Cotton also has low warmth; this would prevent the dancer from getting too warm while performing. This would allow the dancer to feel comfortable while performing and they will not be prevented from giving their best performance.</p> <p>However, it doesn't have very high elasticity which I found out in investigation 3 so it wouldn't let the dancer move very freely. This is why I've decided to use poly-cotton in my final design as the polyester was suggested to me by my teacher as it has more elasticity so will move better with the dancer so they are comfortable too.</p>
Construction/finishing techniques (minimum of 4)	<p>Buttons - I decided to use small, covered buttons in my final design, this is because it would give the dress an effective final look and be an effective way of fastening the costume. In investigation 3 I found out that this would be effective and provide a feature as well as making it look more professional.</p> <p>Sequins - Because of my previous research in investigation 1 and 2, I used sequins on my dress as I knew that it had been a popular embellishment in investigation 1 and 2. This would add detail and make the dress more eye-catching to the audience.</p> <p>Piping - in investigation 2 piping was the most preferred choice of a design feature. I found out that it would add interest to a seam and would look good to break up the top and bottom of the dress, especially in a contrast colour. I got this information from my teacher in investigation 3. I used piping on my costume to create more interest and ensure that I linked it to the information gained in the investigations.</p> <p>Hand stitching - I will sew on all the sequins by hand, this will ensure that they are attached properly and will not fall off, which I found out through my research might be an issue.</p>

Stage 2: Evaluation (8 marks)

Testing (3 marks)

You must produce evidence of carrying out **one** test to provide relevant information about your solution.

Your test must include:

- ♦ the technique and source(s) used to gather the information (1 mark)
- ♦ clearly presented results (2 marks)

Aim What information will you collect?	Technique How will you collect the information?	Source Where will you find the information?
To ask the target group if they like my final item.	Using a sensory test, on 10 pupils in my school that go to a dance school.	My target market (teenagers from a dance group).

You can present evidence from your test in a variety of ways, such as a written report, graphs, charts, tables, notes from an interview, photographs or any other relevant format.

Attach relevant results of testing here										
Testers 1-10	1	2	3	4	5	6	7	8	9	10
Colour	2	3	2	3	3	4	2	3	3	4
Length	3	2	2	2	1	2	3	2	1	2
Style	2	1	1	2	2	2	1	2	2	2
Design features	2	3	3	2	3	2	3	3	2	2
Fit	1	2	2	3	3	2	3	1	2	3
Fabric	3	3	3	4	2	3	3	2	4	3
Quality	2	2	2	3	3	2	3	1	3	2
Practicality	1	2	2	1	2	1	1	2	1	2

Key: 1. Great 2. Good 3. Okay 4. Bad 5. Very bad

- Do you like the dress I designed?
Yes- 9 no- 1
- Would you buy this if available in a shop?
Yes- 8 no- 2
- Would you make any changes to the dress? if so, say below.
Yes- 4 no- 6

'I would change the colour of the dress, as white could stain easily'
'I would change the fabric as it isn't very stretchy' 'Add more embellishments'
'The colour- I think it needs more colour and should be brighter'

Amending the solution (2 marks)

You must suggest two adaptations, improvements or further developments that might be made to your solution.

Each point of justification must be based on evidence generated from your testing.

Amendment	Justification
Colour	<p>I found from my sensory test that the colour of my dress wasn't popular. This is because the white would show stains easily, if this were to happen the dress couldn't be used for another show and so it wouldn't be effective in its function as it couldn't be used for many shows.</p> <p>To fix this I will consider using a different colour to make the item, I will consider still using a lighter colour as this proved to be popular in my other investigations, but not as much white. I will think about using different colours for different parts of the dress.</p> <p>I won't make too many changes as only two of the dancers from my test didn't like the colour.</p>
Fabric	<p>From my test, some dancers would appreciate if the dress was stretchy, this means that I should consider using a different fabric, or a polycotton, which still has the properties of cotton that were favoured in my other research, but still please the requests of the dancers in my sensory test. This will make sure my item attracts to more people from my target market.</p>

Evaluation of the solution (3 marks)

You must evaluate your solution, with reference to the results of the testing you carried out.

Evaluation

- I found from this test that the dancers liked my design overall, there were mostly ones, twos in my table, showing that they liked the look of my final item. This is really good to know as it means that I have created a costume that fits the likes of the target group and will mean they are more likely to like and wear the costume.
- The results for the style of my item were all ones and twos, this shows that the style of the dress I designed was good. The V-neck design appealed to my target audience, this is good as it shows me that I have listened to my previous research and made an effective design.
- Through my sensory test I found that a lot of the dancers found my dress practical, this is ideal as it shows me that I have effectively followed the design brief and my final item effectively satisfies my target group. For the usability of it so should be successful with the dancers.
- I found that they liked the length of my design, this shows me that I've listened to the information I got from my target group and also used the information from investigation 1. The length gave my dress an effective and eye catching appearance which I feel adds interest to the dress. I feel that it is good as it also allows the dancer to move around more easily when dancing and they can perform well to the audience.

