

**Higher Art and Design Evaluation**      **Expressive portfolio**





Candidate name:	Washed ashore	Candidate number:	
Centre number:			

**Instructions to candidates**  
You should reflect on and evaluate the creative process you followed when working through your expressive portfolio. In your evaluation give further personal responses to:  
• the decisions you made when working through your Portfolio;  
• the effectiveness of the visual qualities of your Portfolio, referring to your chosen materials.


**(10 marks)**

- For my title 'Washed Ashore' I chose some objects that were things that could be washed up on the beach - stones as well as washed fishing floats and a bottle. I also did a shell and starfish. I wanted to have the beach in the background as I present a landscape scene of a beach in itself.
- In my investigation, I tried pencil and found it quite easy to use and to get detail and different tones. I found the blue colours were tricky but it was fun to get them. My other two studies were watercolour and I enjoyed using this material as it gave a good effect.
- For my development I tried arranging the objects in different ways and I used different points of view. In some of them I added the beach landscape in the background and the washed objects.
- I kept experimenting with different materials. I tried pen and ink but it was hard to get the right tones and hard to use to get detail. I did some pencil and charcoal but I thought water would be better for my final piece as I did a wash away and some painting one watercolour and one tempera. It was easier to mix colours with the tempera because it makes it difficult to go with that from my first piece.
- For my final piece I decided to do landscape format and show quite a bit of the landscape in the background. I did a viewpoint which had the objects low down on the sand.
- I was struggling to get my first piece finished in time and I would have liked to spend some more time on it so that I could have added more detail to the objects. The thing I liked about it is the landscape in the background as I think I have captured the mood and atmosphere. What I don't like is the detail of the objects as there isn't enough detail or size.
- I think my final piece does show the theme of 'Washed Ashore' as the objects and the landscape show the fact that I have to do this again. I would spend less time on my investigation and development as I had longer on my final piece.


### Washed Ashore



**I**



**D**



**S**

## Higher Art and Design Expressive portfolio – evaluation

Candidate name:

Candidate number:

Centre number:

### Instructions to candidates

You should reflect on and critically evaluate the creative process you followed when working through your expressive portfolio. In your evaluation give justified personal opinions on:

- ◆ the decisions you made when working through your portfolio
- ◆ the effectiveness of the visual qualities of your portfolio, referring to your theme/stimulus (10 marks)

This evaluation must be submitted on the first sheet of your **expressive portfolio**.

Please do not amend the format of this document.

- For my title 'Washed Ashore' I chose some objects that were things that could be washed up on the beach. I drew an old fashioned fishing float and a bottle. I also did a shell and starfish. I wanted to have the beach in the background so I painted a landscape scene of a beach as well.
- In my investigation, I tried pencil and found it quite easy to use and to get detail and different tones. I found the chalk pastels were quick but it was hard to get detail. My other two studies were watercolour paintings and I enjoyed using this material as it gave a good effect.
- For my development I tried arranging the objects in different ways and I tried different points of view. In some of them I added the beach landscape in the background and this worked quite well.
- I kept experimenting with different materials. I tried pen and ink but it was hard to get the right tones and hard to use to get detail. I did some pencil and charcoal but I thought colour would be better for my final piece so I did a chalk study and two paintings one watercolour and one temperapaste. It was easier to fix mistakes with the temperapaste because it's thicker so I decided to go with that for my final piece.
- For my final piece I decided to do landscape format and show quite a lot of the landscape in the background. I did a viewpoint which had the objects low down on the sand.
- I was struggling to get my final piece finished in time and I would have liked to spend some more time on it so that I could have added more detail in the objects. The thing I like best about it is the landscape in the background as I think I have capture the mood and atmosphere. What I don't like is the driftwood behind the objects as there isn't enough detail or tone.
- I think my final piece does show the theme of 'Washed Ashore' as the objects and the landscape show this but if I was to do this again I would spend less time on my investigation and development so I had longer on my final piece.

<b>RNQ Higher Expressive Portfolio Commentary: Washed Ashore</b>		
<b>Section 1 - Expressive Portfolio - Process</b>		
<b>Producing relevant and focused 2D/3D analytical drawings, studies and investigative research appropriate to their selected theme/stimulus and their line of development</b>		
Limited relevance		All studies are highly relevant to the theme of Washed Ashore and clearly link to the subsequent development and final piece.
Partially relevant		
Relevant		
Highly relevant	✓	
<b>Demonstrating a single line of focused development, showing visual continuity and the refinement of one idea and the production of a final piece</b>		
Limited effectiveness		The straightforward choices made by the candidate are partially successful in the development of their theme. Although the candidate has tried some different approaches compositionally in the placement of objects and the viewpoint it has not led to a refinement of the idea across the portfolio.
Partially effective	✓	
Effective		
Highly effective		
<b>Section 2 - Expressive Portfolio - Skills</b>		
<b>Creatively and skilfully using appropriate materials, techniques and/or technology in response to their theme/stimulus</b>		
Limited effectiveness		Initial investigation studies and development sketches are more resolved and show a better understanding of the materials used than later studies. The candidate seems to run out of steam as the portfolio progresses, although the candidate continues to try different materials there is a lack of understanding of their properties.
Partially effective	✓	
Effective		The choice to paint for the final piece is only partially successful as the application of media lacks skill and refinement.
Highly effective		
<b>Creatively and skilfully using appropriate visual elements and expressive effects in response to their theme/stimulus</b>		
Limited effectiveness		There is a limited understanding of the use of composition and the visual elements across the portfolio. The candidate has struggled with the change of scale in the final piece with some of the objects appearing flat and lacking in accuracy. When considered together this element is judged to be partially successful.
Partially effective	✓	
Effective		
Highly effective		
<b>Section 3 - Expressive Portfolio - Evaluation</b>		
<b>Giving a justified critical evaluation of the effectiveness of decisions and the visual qualities of their expressive portfolio with reference to their theme/stimulus</b>		
Limited critical evaluation	✓	The candidate's response uses straightforward language and is very descriptive with little evidence of critical evaluation, which is justified.
Partially justified critical evaluation		

Justified critical evaluation		
Fully justified and detailed critical evaluation		