

# Candidate 1 evidence



## Higher Fashion and Textile Technology

### Assignment

### Candidate workbook

(for use in session 2024-25)

You must use this workbook to present your assignment. The wording in this template must not be altered in any way.

There are spaces for your responses for each part of the assignment. You may complete the workbook by hand or electronically. You can add links, extra space or extra pages if needed.

Brief chosen for your assignment.

Develop a decorative fashion item suitable to wear to the met gala.

Please tick (✓) the following checklist when you have completed each of the stages in your assignment to ensure you have submitted all the relevant information.

Stage	Instruction	Tick (✓)
1a	Explain two themes	✓
1b	Carry out three investigations	✓
1c	Present and justify an appropriate solution	✓
2a	Carry out one test	✓
2b	Evaluation of your solution	✓
2c	Improving/adapting your solution	✓

Scottish Candidate Number

## Stage 1: Design (38 marks)

### 1a Themes (2 marks)

Identify two key themes to investigate from your chosen brief.  
Explain why each theme is important for the brief.

Key theme	Explanation
Decorative	The decorative theme is important as the item will need to have eye-catching and use detailed embellishments such as embroidery or beading in order to fit the brief correctly and create a sophisticated and intricate design, and appeal to the target market. I will therefore need to investigate suitable decorative features that could be included in my design to achieve this and ensure it is suitable for the met gala.
Met Gala	The item I am going to be creating has to be suitable to be worn to the Met Gala. I will therefore need to investigate past outfits and trends seen at the Met Gala which will help me to gain inspiration that I could use on my final item. This could be areas like fabric, colour, silhouettes, and design features that I could incorporate into my final solution.

## 1b Investigations (18 marks – each investigation is worth 6 marks)

Carry out **three** investigations into the key themes, using a **different** investigative technique for each.

Your investigations must include research into **each** of the following, in relation to your chosen brief:

- ◆ textile technologies
- ◆ consumer needs/choices
- ◆ fashion/textile trends

Your evidence for **each** investigation must include:

- ◆ details of the research technique and source(s) used (1 mark)
- ◆ an explanation of the relevance of the investigation (1 mark)
- ◆ the results of your research
- ◆ the main points from your research (4 marks)

You can present the evidence from your investigations in a variety of ways.

Attach relevant evidence of your investigations here

### INVESTIGATION 1

**Research technique:** Internet research





**Explanation:** In this investigation I will be using the internet to research outfits worn to past Met Galas to discover which design features, colours, embellishments, fabrics and silhouettes are often featured to ensure that my final solution incorporates similar aspects so that it uses suitable trends to make it appealing.





**Sources:**





<https://www.vogue.com/slideshow/met-gala-best-dressed-all-time>




<https://www.whatevawears.co.uk/2024/05/the-best-met-gala-looks-of-all-time.html>

<https://www.elle.com/uk/fashion/celebrity-style/articles/q31712/best-met-gala-red-carpet-dresses-all-time/>

Image	Design Features	Embellishments	Colour	Fabric	Silhouette	Source
	Deep V neck Mid length sleeves	Pearl Beading	Gold and white gold ombre	Diamond patterned silk	Hourglass jumpsuit	<a href="https://www.vogue.com">https://www.vogue.com</a>
	Off shoulder sleeves	Crystal embellishments	Nude and silver	Sheer nude fabric	Long, flowy hourglass	<a href="https://www.whatevawear.co.uk">https://www.whatevawear.co.uk</a>
	Full length, sleeveless and hood	Crystal embellishments and feathers	Monochrome, and silver	Ombre, sheer white fabric	Hourglass and long, trumpet style skirt	<a href="https://www.elle.com">https://www.elle.com</a>
	Corset top, layered fabrics	Embroidery	Gold, white, dark blue, red, black	Heavy fabric with good drape and lustre, silk appearance	Hourglass, full length skirt	<a href="http://www.vogue.com">www.vogue.com</a>

	<p>Princess seams, scoop neckline</p>	<p>Gold beading and embroidery</p>	<p>Gold, deep red</p>	<p>Heavy with velvet appearance</p>	<p>Hourglass, long skirt with heavy, layered</p>	<p><a href="http://www.whatevawears.co.uk">www.whatevawears.co.uk</a></p>
	<p>Round high neckline, long sleeves</p>	<p>Beading and crystals, diamond and star shaped</p>	<p>Brown, gold, silver</p>	<p>Sheer dark brown fabric</p>	<p>Form fitting, Floor length rounded skirt, round</p>	<p><a href="http://www.elle.com">www.elle.com</a></p>
	<p>Turtleneck, oval cut out, princess seams</p>	<p>Gold beading, black lace</p>	<p>Gold and black</p>	<p>Opaque black fabric with lustre, black tulle</p>	<p>Form fitting, hourglass shape, trumpet style</p>	<p><a href="http://www.vogue.com">www.vogue.com</a></p>
	<p>Turtleneck, gathers</p>	<p>bows</p>	<p>Monochrome, pink</p>	<p>Pink fabric that</p>	<p>Large build with bishop sleeves, defined waist</p>	<p><a href="http://www.whatevawears.co.uk">www.whatevawears.co.uk</a></p>

	<p>Turtlene sk</p>	<p>Metal plating</p>	<p>White and black gradient</p>	<p>sheer flowy fabric</p>	<p>Form fitting body long flowy sleeves and</p>	<p><a href="http://www.elle.com">www.elle.com</a></p>
	<p>V-neck</p>	<p>layering of fabric</p>	<p>black</p>	<p>Thin, sheer black fabric good drape</p>	<p>Form fitting, floor length</p>	<p><a href="http://www.vogue.com">www.vogue.com</a></p>
	<p>sweethe art neckline, fur edge finishing</p>	<p>White and gold embroidery</p>	<p>gold and hot pink</p>	<p>silk, fur</p>	<p>Oversize d, large circular trous</p>	<p><a href="http://www.whatevawears.co.uk">www.whatevawears.co.uk</a></p>
	<p>Plunging neckline</p>	<p>embroidered strass</p>	<p>Blue, silver</p>	<p>tulle</p>	<p>Tapered boxy silhouet te,</p>	<p><a href="http://www.elle.com">www.elle.com</a></p>

	<p>Keyhole neckline</p>	<p>Reptile pattern printing</p>	<p>Blue, black</p>	<p>Thin fabric, lightweight</p>	<p>Form fitting, floor length</p>	<p><a href="http://www.vogue.com">www.vogue.com</a></p>
	<p>Sweetheart neckline</p>	<p>Crystal beading in patterns</p>	<p>White, grey, black</p>	<p>Heavy, hold shape well, good drape</p>	<p>Form fitting, miniskirt</p>	<p><a href="http://www.whatevawears.co.uk">www.whatevawears.co.uk</a></p>
	<p>Square neckline, princess seams, gathers, small skirt slit</p>	<p>Purple flower embellishment</p>	<p>Cream, mint, lavender</p>	<p>Silk lace</p>	<p>Hourglass, floor length</p>	<p><a href="http://www.elle.com">www.elle.com</a></p>

**Summary Points:**

**Neckline**

In my internet investigation I found that necklines such as **high and sweetheart** necklines were often featured in dresses worn to the Met Gala. I will therefore consider using one of these in my final design. To ensure that I select the most suitable option I will use this information when creating my questionnaire and will ask which neckline is preferred. This will ensure that the solution I create is appealing to the wearer and will therefore be suitable to be worn to the Met Gala, a publicised event with a focus on fashion.

**Disposal of fullness**

My research showed me that methods of disposal of fullness used in dresses worn to the Met Gala were **princess seams and gathers**. Due to this discovery I will make sure that I use one or both methods within my design to create a similar shape to the dresses seen in this investigation. This will provide a fitted look and enhance their body. This will ensure that my design is suitable to be worn to the Met Gala as it will be appealing to the wearer.

### Embellishment

In investigation 1 I found that dresses worn to the Met Gala were often embellished with **beading, crystals and embroidery**. As there are different types of decorative features I will use this information to create my questionnaire and find out which of these embellishments is preferred, or if a combination of them is preferred. I will then use this information in my solution and incorporate these methods of embellishment in the design. This will make my solution suitable to wear to the Met Gala due to appealing to the general public and will also ensure that my design has a strong decorative appearance which will allow my solution to accurately fit the brief and be eye catching.

### Colour

My internet research of past Met Gala looks revealed that colours such as **white, gold and black** were frequently used. Additionally, often these colours would be incorporated into an ombre or gradient design. I may use all or some of these colours in my final design as they are colours that are frequently worn over the years to the met gala so I know I'll be in keeping with the trends. I will use this information in my questionnaire and include questions to determine which of these colour combinations are most desired and whether or not the gradient design is appealing. I will then take the results into consideration when designing my solution to ensure that my design fits the brief of a decorative themed Met Gala dress.

### Fabric

From this investigation I found that a lot of dresses worn to the Met Gala used **silk fabric**, or fabrics with properties similar to silk such as good lustre and drape. Alternatively, some Met Gala dresses I researched used **thin, sheer, lightweight fabrics**. I will take this into consideration in my next investigation and find out which fabric properties and appearance are preferred. This will allow my solution to fit the brief as it will be suitable to be worn to the Met Gala due to the design sharing similar features of past Met Gala designs.

### Length

This investigation showed me that Met Gala dresses are often **floor length**, with some dresses having trains of varying length. I will take this into consideration for my solution but will also back up my research with my questionnaire to determine how appealing the floor length dresses and trains are. This will allow my design to fit the brief and be suitable for the Met Gala as it is a length worn every year so will fit in with the dress code for the event.

### Sleeves

From this investigation I found that Met Gala dresses were frequently **sleeveless**. Despite the popularity of the sleeveless dress I will also ask a question in my questionnaire to find out if this sleeve type is most appealing or if another sleeve type that has been worn to the Met Gala is more desirable, such as off the shoulder sleeves or bishop sleeves. I will consider incorporating these sleeve types into my final design as I know they fit the brief of the Met Gala.

### Silhouette

My internet research has shown me that dresses worn to the Met Gala frequently have a **defined waistline**, which creates a flattering figure. I will consider incorporating this defined waistline into my final design as I know it is a popular silhouette to wear to the Met Gala and will show off the wearer figure.

## INVESTIGATION 2

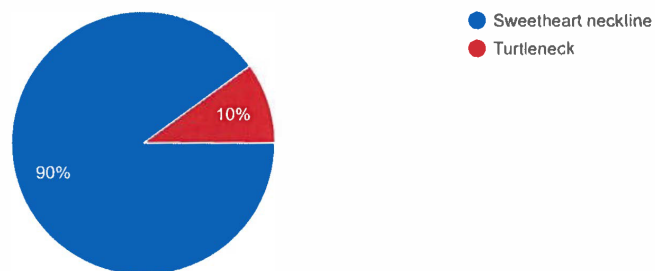
**Technique:** questionnaire

**Source:** 20 fashion students of varying ages

**Explanation:** In this investigation I will use a questionnaire with questions based off of my research from investigation 1 to ask 20 fashion students their opinion on multiple features that could potentially be used in my final solution. Discovering which features are preferred by a wider audience ensures that the final solution will be appealing to more people.


Which neckline do you prefer?

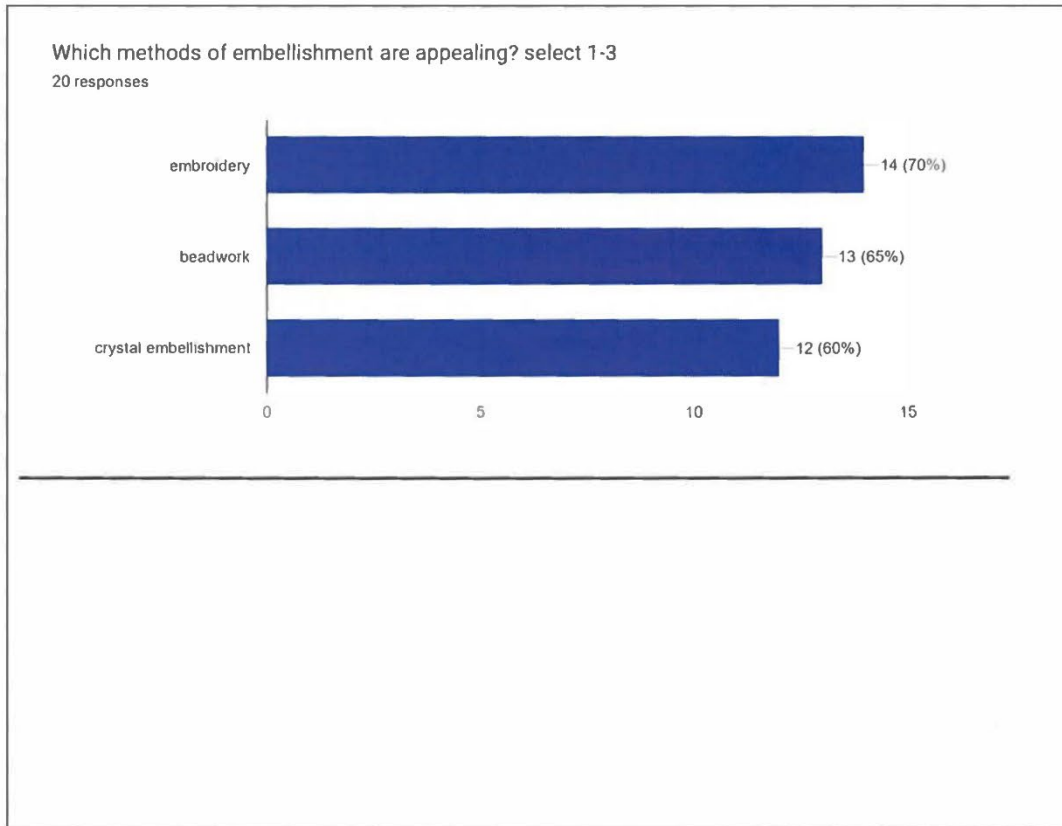
20 responses



Which disposal of fullness methods are appealing (select 1 or both)

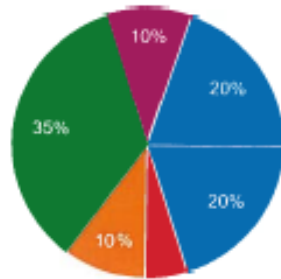
20 responses





Which colour(s) are your favourite?

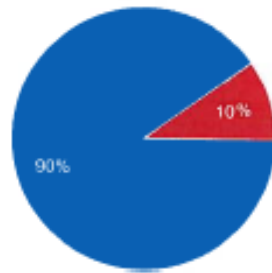
20 responses



- Black
- White
- Gold
- Black and white
- Black and gold
- Gold and white
- Black white and gold

Gradient or solid colour

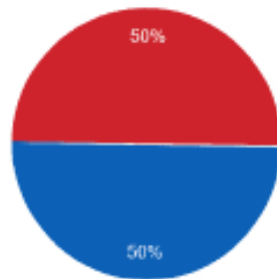
20 responses



- Gradient
- Solid colour block

Which fabric type do you prefer?

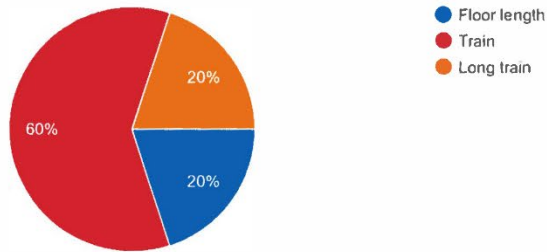
20 responses



- Silk
- Sheer, lightweight fabrics

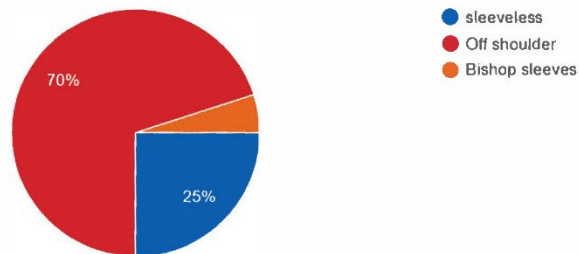
Which length do you prefer?

20 responses



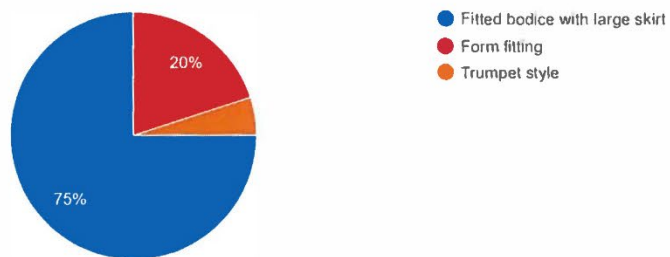
Which sleeve type do you prefer?

20 responses



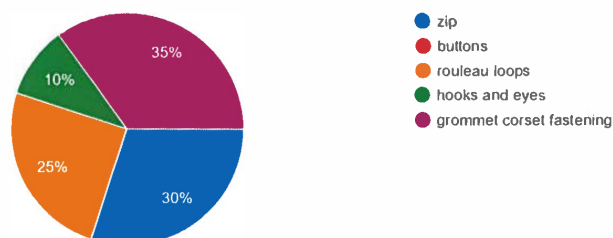
Which silhouette do you prefer?

20 responses



Which fastening type do you prefer?

20 responses



### SUMMARY POINTS

#### Neckline

From investigation 2 I found that the **sweetheart neckline** was preferred over the turtle neckline in my questionnaire. As the sweetheart neckline was prominent in investigation 1 and is well liked in investigation 2, I will include it in my final solution in order to fit the brief and ensure that it shows off the upper half of the female body so will look aesthetically pleasing.

#### Disposal of Fullness

When asked which disposal of fullness methods are appealing in my questionnaire, **gathers** and **princess seams** both got 12 votes. Because of this I will incorporate both methods into my solution as it is clear that both methods are well liked and will ensure I have a fitted shape to highlight the wearers figure.

#### Embellishment

In my questionnaire, the recipients were asked if they found embroidery, beading and crystal embellishments appealing. **Embroidery and beading** got 14 and 13 votes respectively. Due to these high scores, I will include both of these embellishment methods in my final solution as they are both clearly well-liked by the general public and will ensure that the final design is enhanced and has decorative feature by including this.

#### Colour

When given a series of different colours and colour combinations in my questionnaire, the combination of **black and white** received the most votes as well as a gradient style colouring. As a result I will ensure to incorporate a black and white gradient in my final solution to make it appealing and it also backs up colours worn in investigation one so will fit in with trends worn to the gala.

#### Fabric

In investigation 2 I gave my recipients the option of **silk or sheer, lightweight fabric**. They both received an equal amount of votes. Due to this I will attempt to incorporate both types of fabric in my final solution. This will help create an interesting dress due to the variety of texture and layering needed to include both fabrics.

#### Silhouette

From investigation 2 I found that an off-shoulder dress with a **fitted bodice and large, long train skirt** was preferred by the fashion students I asked. These all got the most votes out of their respective categories and I will therefore ensure that my solution matches this description. This will make my solution appealing and fashionable to wear to the Met Gala, therefore fitting the brief.

**Fastening**

My questionnaire revealed that the fashion students found a **grommet, corset style fastening** to be most appealing. Due to this I will be including it in my final solution in order to fit the brief due to the fastening being aesthetically appealing and functioning as a decorative feature whilst allow for ease of dressing.

**INVESTIGATION 3**

**Technique:** Interview

**Source:** My fashion teacher

**Explanation:** In this investigation I will conduct an interview with my fashion teacher with questions based off of my past 2 investigations. This will help me determine if the features I have chosen to include are ideal and the properties of them which make them a good choice. This will also expand my knowledge on the techniques needed to be incorporated in my design in order to make the dress look and function how I intend.

1. In my investigations I found that a sheer, lightweight fabric was often used in previous Met Gala dresses and was appealing to the students I asked in my questionnaire. What fabric which fits this description would be ideal?

You could use a mesh fabric that is made of polyester. It will have elastane in it to allow for stretch and ease of movement. Polyester has excellent durability and strength and ease of care. It is also highly crease resistant so lots of properties that would be suitable for your item.

Alternatively, if you wanted a fabric that was floaty and not a clingy then I would suggest silk chiffon. This will drape very well against the body and will have a nice lustre. It is also absorbent and has good warmth. It is also soft to wear. Chiffon can be layered so it gives a lightweight movement.

2. My solution will include a long, large and voluminous skirt. Which disposal of fullness methods would be effective in achieving this?

If using the above fabrics you will need to have a full underskirt to provide shape and give the voluminous effect you want to achieve.

The underskirt can have tulle attached and also a line of horsehair to give a full shape. At the top of the skirt edge the main fabric can be gathered so that shape is created at this area too. Horsehair around the bottom edge of the lining will help the skirt hold its shape.

3. I intend to use a fabric to line the inside of my design, which fabric would be most suitable to ensure comfort as well as aesthetic appeal?

I would suggest a polyester, rayon (good silk alternative) or a silk lining. All of these fabrics can be woven using the satin weave to ensure they are soft. This will be ideal when wearing the dress.

4. I plan to feature beading and embroidery on my final design to enhance the decorative quality of the item. What type of beads would be ideal to use in order to make the design eye-catching and appealing but not overly uncomfortable to wear?

Beading and embroidery are good surface decorations to give texture and interest. You can use a variety of beads to create interest for example, bugle, seed and pearl beads. You can use varying colours and sizes to create a pattern. It is also nice alongside embroidery.

You will require a small beading needle and an acrylic thread so that the thread does not detract from the beadwork.

5. My solution will feature a corset style grommet fastening on the back. What material would be ideal to use to lace up the back of the dress for a strong but aesthetically pleasing outcome?

The bodice style fit will usually have princess seams. This disposes of fullness and also provides shape from the bust to the waist.

You should also consider using boning in the bodice. This can be attached by including a casing in the lining. This will create more shape and will mean that a bra does not need to be included.

For the eyelets it is important that you use the correct size and also ensure they are evenly spaced. You can use ribbon or the same fabric as the material by sewing a bias stripe of fabric to create the tie.

6. My design will feature gathers and princess seams. Are these effective disposal of fullness methods to make a flattering dress?

Yes, both techniques are effective at disposing off fullness. Gathers will help create shape and volume and the princess seam will give a fitted shape.

#### Fabric

I have found from investigation 3 that for the lightweight fabric used in my solution I should use silk chiffon. This is because it has good drape and lustre, allowing it to sit nicely on the wearer and photograph well on the red carpet at the Met Gala. For the lining of the dress I will use silk to match parts of the exterior and ensure that the inside of the dress is soft and comfortable against the skin so it can happily be worn for many hours.

#### Full skirt

From investigation 3 I have found that the best way to achieve a large and full skirt is to use an underskirt with tulle. This will ensure the skirt stays as voluminous as possible and is as eye-catching as possible for the event.

#### Disposal of fullness

I will also use a combination of princess seams and gathers in order to add extra volume to the skirt and make the waist as snatched in as possible to create an intense hourglass figure. The bodice of the dress will also include boning to contribute to the structured shape of the dress and provide support to the bust without needing a bra.

#### Surface decoration

I have found from investigation 3 that for the beading on my final solution I will use bugle, seed and pearl beads. These can be used to create pattern with varying size and texture to enhance the decorative quality of the dress and therefore help it fit the brief of a decorative item.

#### Fastening

Investigation 3 showed me that for the corset style grommet fastening on the back I will have to use correctly sized, evenly spaced grommets. I will lace this up with ribbon to match the lusted appearance of the silk fabric used on the dress. This will make the

dress look more cohesive and professional for a high class event, fitting the brief of a fashion item suitable for the Met Gala.

**1c The solution (18 marks)****Present an appropriate solution (4 marks)**

You could present your solution as a description, a labelled diagram, a computer-generated image, samples of fabrics and components to be used with written commentary, or a combination of these.

You must provide enough detail to allow your solution to be clearly visualised.

**Attach evidence of your solution here**

**Justify the features of the solution (14 marks)**

You must identify **fourteen** features of your solution and explain why each is important in meeting the needs of the brief. Each point of justification must be based on evidence generated from the investigations.

Your identified features must include:

- ◆ at least four design features of the solution
- ◆ at least four properties and/or characteristics of the textile(s)
- ◆ at least four construction and/or finishing techniques

Features	Justification
Design features of the solution (minimum of 4)	<p><b>Colour</b> From investigation 1 I found that attendees to the Met Gala often wore bold colours in contrasting combinations. As this was a recurring feature, I made sure to ask the fashion students which bold colour combination they preferred in my questionnaire. <b>Black and white</b> was the most preferred by the students which is why I included it in my final solution. This allows my design to fit the brief of a decorative fashion item suitable for the Met Gala as the colours will fit in with the typical colour schemes seen at the Met Gala and is appealing to a target audience of individuals who are passionate about fashion, ensuring that the reception of the design will be positive. Black and white are highly contrasting colours, making the design eye-catching and bold, attracting people's eye in a busy venue.</p> <p><b>Embroidery</b> My online research of previous Met Gala outfits revealed that <b>embroidery and beading</b> was frequently used in order to add detail and aesthetic appeal to the clothing. Due to this, in my questionnaire I asked the fashion students if they found embroidery to be appealing to them, and they did. Because of this, I featured embroidery in my final solution in order to fit the brief of a decorative item suitable for the Met Gala as embroidery is a typical method of decorative embellishment seen at the Met Gala, allowing my design to be decorative and fit in at the Met Gala. Due to the highly decorative nature of embroidery, it makes the design eye-catching which is needed at a very busy, high profile event and will help to draw attention to the important person wearing the dress.</p> <p><b>Length</b> In investigation 1 I found that a lot of dresses worn to the Met Gala featured <b>long skirts</b> which formed a train on the floor. When asked what dress length they preferred, the fashion students agreed that the train skirt was appealing. As a result I ensured that the skirt on my solution extends into a train on the floor. This will allow my design to fit the brief of a decorative item suitable for the Met Gala as the train feature will fit in at the Met Gala and be suitable for a formal, fashion-focused event.</p>

Features	Justification
	<p><b>Neckline</b> My internet research of previous Met Gala looks revealed to me that <b>sweetheart necklines</b> were often used on dresses worn to the event. When I asked the fashion students whether they preferred the sweetheart neckline or a high neck, the majority chose the sweetheart neckline. Due to the sweetheart neckline being a recurring feature at the Met Gala and it being appealing to most of the fashion students, I made sure to include it in my final solution. The shape of the sweetheart neckline ensures that the dress is highly flattering as it helps create the illusion of curves, emphasising an hourglass figure. This will make the wearer of the dress feel more confident and on trend due to the popularity of the hourglass silhouette.</p> <p><b>Sleeves</b> I included <b>off-shoulder sleeves</b> in my solution due to them being a somewhat repetitive feature seen in the Met Gala dresses I found in investigation 1. This adds a decorative quality to the sleeves and frames and enhances the wearer's shoulders and collarbones. This creates a flattering appearance which is eye-catching at an event such as the met gala due to the tasteful exposure of skin.</p>
Properties and characteristics of the textile(s) (minimum of 4)	<p><b>Excellent drape (silk chiffon)</b> In investigation 3 my teacher informed me that silk chiffon would be a good fabric option due to its excellent drape. This will ensure that the dress flows well and sits flatteringly on the body. This is ideal as it will move beautifully when the wearer is walking down the red carpet and will hang well on the body so will be aesthetically pleasing.</p> <p><b>Excellent lustre (silk chiffon)</b> In investigation 3 I was told by my teacher that silk chiffon has excellent lustre. This means that the dress will catch and reflect light. This is beneficial for a dress worn to the Met Gala as it will photograph beautifully due to the camera flash and look far more eye-catching and draw much wanted attention to the wearer.</p> <p><b>Good warmth (silk chiffon)</b> In investigation 3 my teacher informed me that silk chiffon has good warmth. This means that the dress will help prevent the wearer from becoming too cold. This is necessary the met gala red carpet is held in a tent outside, meaning the wearer would have to walk outside to get to it. The gala also doesn't finish until well into the night, which is when it gets colder outside. The warmth of the fabric means that the wearer won't become too cold and uncomfortable, even in short sleeves.</p> <p><b>Good absorbency (silk chiffon)</b> In investigation 3 my teacher told me that silk chiffon has good absorbency. This means that the dress will absorb excessive sweat which will undoubtedly occur due to the heavily crowded environment of the Met Gala and the large amount of walking needed. The absorbing</p>

Features	Justification
	<p>of sweat by the fabric will reduce the amount of noticeable sweat on the body, helping the wearer to maintain a clean appearance.</p> <p><b>Excellent breathability (rayon)</b>            In investigation 3 my teacher told me that the lining of the dress could be made of rayon. Rayon has excellent breathability. This means that even in a warm, crowded venue the wearer will still be comfortable as the humid air will be able to escape through the dress and will prevent the wearer to become too hot and sweaty and uncomfortable under the dress. This is important as the dress will be worn for many consecutive hours.</p>
Construction/ finishing techniques (minimum of 4)	<p><b>Princess seams</b>            In investigation 3 my teacher told me that princess seams are an effective disposal of fullness method which will give the dress a fitted shape. This is ideal for the met gala as the princess seams enhance and flatter the female figure, giving the appearance of a more defined hourglass figure. This makes the dress more aesthetically pleasing and on trend due to the hourglass shape being the most appealing figure nowadays, which is beneficial for a fashion focused event.</p> <p><b>Gathers</b>            In investigation 3 my teacher told me that gathers are an effective disposal of fullness method which will create shape and volume. As a result of placing the gathers as the waistline, the skirt appears far fuller. This also creates the illusion of an even smaller waist and further emphasises the exaggerated hourglass appearance. This creates a more dramatic look suitable for the met gala due to the more intense looks usually seen there.</p> <p><b>Boning</b>            In investigation 3 I was informed by my teacher that boning should be used in the bodice. This will give the bodice more shape and structure to provide support. This also means that the dress can be worn without a bra, which is ideal due to the dress otherwise needing to be worn with a strapless bra. This is ideal for the met gala as it means that the dress has a professional, structured appearance which will help with the wearer maintaining a proper posture, allowing the dress and wearer to be seen at their best and have flattering photographs produced of them.</p> <p><b>Eyelets</b>            In investigation 3 I was told by my teacher that the eyelets on the back of the dress should be evenly spaced. The correct placing of eyelets</p>

Features	Justification
	creates an additional decorative feature seen on the back of the dress. This is ideal for the met gala as the dress will be photographed from all angles and will ensure that the dress is interesting and decorative in any photo taken.

## Stage 2: Evaluation (8 marks)

### 2a Testing (3 marks)

You must produce evidence of carrying out **one** test to provide relevant information about your solution.

Your test must include:

- ◆ the technique and source(s) used to gather the information (1 mark)
- ◆ clearly presented results (2 marks)

<b>Aim</b> What information will you collect?	<b>Technique</b> How will you collect the information?	<b>Source</b> Where will you find the information?
I will use this test to find out how successful my final design is and consider it's suitability to be worn to the met gala. This will help me to consider the positive features and also the areas that may require changing to make it better.	Sensory test with questions	10 fashion students from investigation 2

You can present evidence from your test in a variety of ways, such as a written report, graphs, charts, tables, notes from an interview, photographs or any other relevant format.

**Attach relevant results of testing here**

## Rating-

1- Poor

2- Fair

3- Okay

4- Good

5- Excellent

	1	2	3	5	6	7	8	9	10
Fit/shape	5	4	5	4	4	5	5	5	4
Embroidery	5	5	5	5	4	5	5	5	5
Colour	5	5	2	3	3	5	3	4	5
Fastenings	4	5	5	5	5	4	5	5	5
Fabric	5	5	5	5	5	5	4	5	5

1. Do you feel this design is suitable for the met gala?

Yes\_9 No\_1

2. Do you like the colour of the dress?

Yes\_7 No\_3

3. If you could change anything about the design, what would you change?

"I would incorporate another more vibrant colour to add more contrast to the design"

"I think the skirt should be fuller for a more dramatic appearance"

"I'd like if the skirt had a slit in it to make the design more modern and trendy"

## 2b Evaluation of the solution (3 marks)

You must evaluate your solution, with reference to the results of the testing you carried out.

### Evaluation

I think that the black and white colour scheme I chose for my solution is suitable for a dress worn to the Met Gala. In my first investigation I found that lots of outfits worn to the Met Gala are predominantly black or white. This creates a sleek, classy and timeless appearance which is ideal to wear to a fashion focused event due to the decreased risk of the look becoming outdated and embarrassing to look back on in a few years. In my second investigation, the majority of the fashion students I asked chose a black and white gradient for the dress. This reveals that the colour scheme I chose is appealing to a larger group of people who are passionate about fashion, indicating that the black and white colour scheme is trendy and fashionable and would be well received by the general public if worn to the Met Gala. In my sensory test, when questioned about the colour of the dress the fashion students I asked reacted mostly positively, receiving mainly scores of 4 and 5. This indicates that the colour scheme I chose is not only appealing by itself but also works well with the design I created and will effectively stand out well on the red carpet event.

I think that I chose suitable fabrics for my solution, making it ideal to wear to the Met Gala. In investigation 1 I found that many outfits were made of either heavyweight, thick, sturdy fabric to create shape and purposeful folds and texture or lightweight, flowy fabric that draped the body nicely and gave an airy, gentle appearance. In my second investigation, when I asked the fashion students which type of fabric they preferred I received a split result. Due to this I decided to incorporate both fabric types in my solution to appeal to a wider audience and also add contrasting texture and weight to the dress. In my third investigation I found out through my teacher that silk and silk chiffon would be ideal fabrics to use in order to achieve my desired look for the dress due to their good drape and lustre. This means that the dress will have good shape and also shine nicely under the lights and flash photography of the Met Gala, allowing it to be photographed well.

I think the embroidery embellishment I chose for my solution is suitable for a dress worn to the Met Gala. In my first investigation I found that lots of dresses worn to the Met Gala are embellished with detailed embroidery, giving them an intricate and delicate appearance and adding interest and decoration to sometimes otherwise plain dresses. In my second investigation when I questioned the fashion students about which embellishment methods they preferred, the majority of them agreed that embroidery was appealing. This emphasises the fact that embroidery is ideal for a dress worn to the Met Gala as a group of people with knowledge about fashion predominantly think that embroidery is an appealing method of embellishment, which is needed for an outfit worn to an event that is centred around fashion. In my sensory test it was revealed that the embellishment choice of embroidery was highly regarded by the 10 fashion students I asked, receiving a score of mostly 5s and only one 4. This highlights the appeal of embroidery and confirms that the embroidery also works well with the dress design and makes it appear cohesive and detailed, helping fit to the decorate aspect of the brief.

## 2c Amending the solution (2 marks)

You must suggest **two** adaptations, improvements or further developments that might be made to your solution.

Each point of justification must be based on evidence generated from your testing.

Amendment	Justification
Incorporate brighter embroidery and beading	The dress has a very limited colour palette of only black and white. Despite this rating highly in investigation 2, when asked in my sensory test, 4 fashion students said they did not like the colour chosen for the dress and rated it low. One student even said that they would incorporate bright colour to add contrast. I will therefore need to use further investigations to find out other colours that can be included to make it more interesting and eye catching and will be suitable for the met gala.
Add a voluminous petticoat underneath the skirt	In investigation 1 and 2 I found that extremely large, full skirts are seen often at the Met Gala and are also appealing to the fashion students I questioned. Despite incorporating disposal of fullness methods such as gathers in order to maximise the size of the skirt of the dress, it could be bigger. The Met Gala often featured extremely bold and exaggerated looks and even though the skirt on my design was very full, it was nowhere near as large as the skirts often seen at the Met Gala. Having a full petticoat will enlarge the skirt even further and create an even more exaggerated hourglass silhouette, creating a fashionable and on trend dress that is still dramatic and slightly abnormal.

# My Solution

eyelets  
(investigation 1)

ribbon  
(investigation 3)



sweetheart  
neckline  
(investigation 1)

princess seams  
(investigation 1+3)

off-shoulder  
sleeves  
(investigation 1)

boning  
(investigation 3)

gathers  
(investigation 1+2)

silk bodice + skirt  
(investigation 1)

silk chiffon  
(investigation 3)

rayon lining  
(investigation 3)

black and white  
gradient (investigation 1+2)

crystals  
(investigation 2)

embroidery  
(investigation 1+2)

floor length with  
train (investigation  
1+2)

