

Candidate 1 evidence



Higher Fashion and Textile Technology

Assignment

Candidate workbook

(for use in session 2022–23)

You must use this workbook to present your assignment. The wording in this template must not be altered in any way.

There are spaces for your responses for each part of the assignment. You may complete the workbook by hand or electronically. You can add links, extra space or extra pages if needed.

Brief chosen for your assignment.

Develop a fashion/textile item which includes **upcycled components** suitable for a **music festival**.

Stage 1: Design (38 marks)

Themes (2 marks)

Identify **two** key themes to investigate from your chosen brief.
Explain why **each** theme is important for the brief.

Key theme	Explanation
Theme 1	Upcycled components is one of the main themes. I will explore the different techniques I could apply to recycled materials in order to make them look fashionable. I will also explore and investigate the range of upcycled components I could use in order to fit the brief and how they could be suitable to incorporate into my final design. I need to consider how I can add these components in a way that they are up to date and modern so that my item will be popular and wanted by my target group.
Theme 2	Music festival is another main theme. I will research the trends, items and colours that are most commonly worn at music festivals in order to be as up to date as possible with the trends. This will ensure that my item will fit in with current trends and my target group will be more encouraged to buy it.

Investigations (18 marks – each investigation is worth 6 marks)

Carry out **three** investigations into the key themes, using a **different** investigative technique for each.

Your investigations must include research into **each** of the following, in relation to your chosen brief:

- ◆ textile technologies
- ◆ consumer needs/choices
- ◆ fashion/textile trends

Your evidence for **each** investigation must include:

- ◆ details of the research technique and source(s) used (1 mark)
- ◆ an explanation of the relevance of the investigation (1 mark)
- ◆ the results of your research
- ◆ the main points from your research (4 marks)

You can present the evidence from your investigations in a variety of ways.

Attach relevant evidence of your investigations here

- Questionnaire
- Internet Research
- Interview

INVESTIGATION 1

Research Technique Used: Questionnaire

Source: 20 teenagers within my school -

Aim: To find out what my target group like and don't like linked to the trends for music festivals and the types of clothing they would prefer to wear to make sure my solution is as relevant and suitable as possible, ensuring it is a success.

Investigation 1 - Questionnaire

Results:

1. What age are you?

Please state here 16-18

2. Have you attended a music festival?

Yes 7 No 13

3. If you have attended a music festival was it indoors or outdoors?

Indoors 1 Outdoors 3 Both 3

4. What item did you want to be the focus of your outfit?

Jacket 10 Dress___ Skirt 1 Crop-Top 9 Trousers___ Bag___

5. What shops do you buy most of your clothing from?

Boohoo 10 PLT 4 Nasty Gal 4 Fashion Nova 2

6. Which fabric do you prefer?

Polyester 1 Denim 7 Leather 5 Cotton 7 Nylon___

7. Which colours do you prefer to wear?

Dark tones (grey, black, navy, etc) 12
Neutral Tones (white, cream, nude, etc) 3
Bright and Vibrant (pink, red, blue, etc) 5

8. What embellishments or design features do you prefer to wear?

Sequins 2 Beads 1 Exposed Zips 4 Pockets 13 Fringing___

9. Which fastenings would you prefer to have on your clothes?

Zips 6 Buttons 11 Eyelets 3

10. What fit of clothing do you wear most?

Slim Fit 9 Oversized 9 Bodycon 2

11. Is being environmentally friendly important to you?

Yes 16 No 4

12. Which of these upcycled components would you wear?



12



6



2

Summary Points:

- **Jackets** was the most popular choice of the people taking part in the survey, closely followed by a crop-top. As these were my target groups preferred choices I will consider making one of these options for my final design as I know it will be popular with my target group, teenagers. I will use my next investigation to look into these items further in order to get some inspiration from current trends and make sure I design a suitable item that the teenagers will want to wear.
- From the survey, I found that **Boohoo** is the place most respondents buy from. So, for my next investigation I will prioritise this shop to find out what types of clothing they sell

to ensure my final item is as relevant as possible and fits in with the preferences of my target group.

- I concluded that most respondents prefer to wear **dark tones**. I will take this into consideration when choosing a colour scheme for my final item to make sure it will be popular with teenagers.
- **Pockets** were the most popular choice for preferred embellishments/design features on clothing. I will therefore consider adding pockets as a design feature to ensure the teenagers' preferences are met in my final item and to allow for it to be functional as well for putting item in at the festival.
- Evidently, the respondents wear both **slim fit and oversized clothing** the most. Therefore, I need to look into the types of jackets and crop-tops available in my next investigation so that I can gain a better understanding of the styles that are currently available. This will help me to make a suitable final item which will be successful with my target group.
- Most respondents would wear an **upcycled denim jacket**. I will take this into consideration when doing my second investigation so that my final piece is as relevant as possible and will be popular with my target group.
- Most respondents selected **cotton and denim** as their preferred fabric. I will consider using these fabrics in my final design so that it is successful with my target group and meets their preferences.





INVESTIGATION 2

Research Technique Used: Internet Research





Source: www.nastygal.com www.boohoo.com www.rejeandenim.com

Aim: To find out what pieces of clothing are currently available to wear at music festivals so that I can take inspiration from them and possibly incorporate some features in my final design.





www.nastygal.com

Example/Image of Item	Design Features	Fabric	Embellishments	Colour	Fastenings
	Cropped Length, Padded Coat, Collared, Long Sleeves	Main Fabric 100% Polyester, Lining 100% Polyester	Star Motif	Metallic	Zip
	Cropped Length, Crew Neckline, Long Sleeves	Plastic, Main Fabric 100% Polyester, Lining 100% Polyester, Trim 100% Polyester	Tiered Tinsel	Metallic	Hook and eyes - large
	Cropped Length, Long Flared Sleeves, Opaque Under Layer, Round Neckline	Main Fabric 100% Polyester, Trim 100% Polyester, Lining 100% Polyester	Tiered Tinsel Fringing	Colour Block	Hook and eyes - large
	Cropped Length, Bodycon, Square Neckline	Main Fabric 100% Polyester, Lining 100% Polyester	Sequins	Black, Pink, Yellow, Blue, Silver	Thin Adjustable Straps, Buttons

www.boohoo.com

Example/Image of item	Design features	Fabric	Embellishments	Colour	Fastenings
	Long Sleeve, Cuffed Sleeve, Long Length, Collar	Faux Leather	Fringing	Tan	Buttons, Pop Fastener
	Crochet Knitwear, Crop Top, Cropped Length, Halter Neck, Sleeveless	100% Acrylic		Blue	Tie back
	Long Sleeve, Regular Length, Pockets	100% Polyester		Iridescent Neon Pink	Zip
	Kimono Style, Printed Design, ¾ Length Sleeve	100% Viscose	Fringing	Black with Multi-coloured Pattern	Side zip

www.rejeandenim.com

Example/Image of item	Design features	Fabric	Embellishments	Colour	Fastenings
	Slim Fit, Cropped Length, Cuffed Sleeves with a Small Pleat, Collar	Upcycled Denim	Patchwork	Hues of Blue	Buttons, Belt Loop Hook
	A-line Shape, Longer Length, Side Seam Vent, Rounded Front Collar, Cuffed Raglan Sleeves	Upcycled Denim	Rounded Front Patch Pockets	Contrast Black and Tie Dye	Buttons
	Slim Fit, Cuffed Sleeves	Upcycled Denim	High Sitting Front Patch Pockets, Discreet Side Entry Pockets	Hues of Blue	Belt Loop Hook, Buttons
	Raglan Bell Sleeves	Upcycled Denim	Patchwork, High Sitting Front Patch Pockets, Internal Pocket	Hues of Blue	Tie Close

Summary Points:

- From Investigation 2 I found the most common clothing piece to be **jackets**. As my target group expressed a particular interest in wearing a jacket to a music festival I know that if I chose this type of clothing it would be a popular and appropriate final item for my target group therefore would make a good choice to make as it links to current trends and also what my target group like. I will therefore design a jacket for the music festival.
- I found that the most common design feature for jackets was **pockets**. Since the most popular feature chosen by respondents in my questionnaire was pockets I will add this design feature into my final item. This way it will be well liked by my target group and meets their preferences.
- There was lots of jackets with **tassels**, therefore I know this is a trend so will consider incorporating this in my final item. The use of tassels on jackets is currently in fashion in the shops that my target group indicated they shop in, so I know these would be trends that they would like and want to wear.
- **Polyester and upcycled denim** were used a lot for the jackets I found online. Due to the fact using upcycled fabrics is part of my design brief I will consider using upcycled denim for my final piece as this also links to the findings in Investigation 1.
- Evidently, the most popular colour scheme for crop tops and jackets are **bright colours**. As a result of this I will consider incorporating this colour scheme into my final piece because I know it will be a popular choice. I will use the information from Investigation 1 and incorporate the colour scheme together to get the perfect match that links to trends and also what my target group like so I make a suitable item.

INVESTIGATION 3

Research Technique Used: Interview

Source: Mrs - Fashion & Textiles Teacher at

Aim: To find out suitable ways to incorporate upcycled components to my final piece and to find out if my intended fabric and construction techniques are efficient to use to create my item.

From both of my investigations I have decided to make a jacket from upcycled components. Could you please answer the following questions to assist me with my third investigation?

Q. Would upcycled denim be a good material to make my jacket from?

A. Denim is an ideal fabric to make your item from. Denim is generally made from 100% cotton and has been woven using a twill weave.

Cotton has many desirable qualities that make it suitable for use in your jacket. It is absorbent which will be ideal to absorb perspiration when worn. Having good absorbency also means that the colour will be deeper and be retained well in the fabric. It is a durable fibre and due to the way it has been woven will give it good wear and tear meaning it will last a long time and keep a better appearance for longer. Denim is also easy to care for and will be useful to the consumer when washing it.

The fabric has low warmth which is good and bad depending on the time of year worn, it will keep you cool in summer but you would require more layers in colder temperatures.

Finally, the fabric has good crease resistance so keeps a smart appearance and also reduces time ironing it.

Q. I am thinking of adding pockets to my final item, would this be suitable?

A. A pocket is a great addition to your jacket. This can be in the form of a patch pocket which will provide a design feature as well as being functional for holding items. You could also consider adding a pocket inside the jacket, more for holding items rather than for aesthetics which would be useful for the consumer attending a festival.

Q. Tassels proved to be a very common embellishment on jackets so I am thinking of adding this along the bottom of my jacket. How would I go about doing this to a high standard?

A. Tassels would be a nice addition and create an eye catching feature. The tassels could be attached along the hemline when finishing this area. Alternatively they could be attached to a tape which could then be sewn onto the desired area. You need to make sure the tassels are a suitable length so that they are a feature but do not annoy the wearer. In addition, it's important that they are secured well to ensure they don't fall off

Q. An oversized fit is very popular so I am thinking of adding panels to my final piece in order to make it bigger, is this appropriate?

A. Yes, this style is popular at the moment. I would suggest that you modify your pattern to create extra panels to increase the size/fit of the jacket. You need to ensure that your panels are shaped well to ensure they are matching - ensure you have notches etc. on your new patterns.

Q. Which type of sleeve should I use in my jacket?

A. I would suggest a set in sleeve as this is the most common type for a jacket. This will give the jacket a smart appearance and if it is an oversized fit there will be plenty of room for the person to move around in it during the festival.

Q. Is there a collar that would be best suited to my jacket?

A. Probably a two piece collar which will allow the collar to have more structure and will therefore keep a good appearance for longer. Use fusible within the collar to give it more structure.

Q. I am thinking of having buttons along the jacket for it to close and open with, would this be a suitable fastening?

A. Buttons/buttonholes are perfect and probably the most suitable fastening to use on a jacket. You can create a nice feature with them and have more interesting buttons to make it eye catching. It's easy to get the jacket on and off and will allow the wearer to keep warm by closing the front if it gets cold.

You need to ensure that the buttonholes are to the correct size and are marked accurately so that the buttons sit well and do not detract from the overall appearance and functional qualities. When using the buttonhole attachment make sure that you have set it correctly to the right size and test it before doing it on your final item.

Q. I want to make my jacket to a good standard and make sure it is durable and has good aesthetical appeal. What seams do you feel are suitable to use?

A. I would suggest using a plain seam with an edge finish, the edge finish could be zig zag stitch, overlocked or using bias binding. The zig zag and overlocked edges are quite quick and will ensure all the edges are smooth and raw edges are covered to prevent fraying.

The bias binding is a more professional finish and can have a nice effect in the inside of the jacket especially when it is not lined and seams are visible. This will take a little more time to carry out but may be an option that you prefer.

Summary Points:

- From this interview I found that **denim** is a good material to use for my jacket as it is comfortable to wear. It is also an efficient fabric which is easy for the wearer to take care of. The use of upcycled denim was a popular choice from Investigation 1 so I know it will be well-liked among my target group.
- From the interview I found that **pockets** are of good aesthetic value and also provide functional qualities which is good since my jacket is for use at a music festival where you need to carry your belongings. It was put forward to me that I could put pockets on the inside of my jacket to add more functionality to the jacket so I will add this to my final design. Overall, the use of pockets is very efficient for use at a music festival and will be useful for my target group.
- I was advised of the best ways to add **tassels** to my jacket. In order to achieve precision of the placement of the tassels along the bottom of my jacket I will attach it to a tape and then sew onto the desired area. From Investigation 2 I found tassels to be a very common embellishment on jackets therefore I will definitely incorporate this in my final piece.
- From the interview I found that the jacket's **oversized fit** is suitable and will be popular with my target group. This is backed up by Investigation 1 where oversized fit was the most popular choice for fit of clothing.
- I was advised that a plain seam using bias binding or an edge finish would be suitable. I intend on using a **plain seam with bias binding** as my jacket will not be lined therefore

this will ensure that the inside of the jacket has a good overall finish and looks more professional. This means the teenager will have a jacket that looks good but also is functional and has appropriate seams to construct it.

- From the interview I found that a **set in sleeve** is the most appropriate sleeve to use for my jacket. This type of sleeve not only looks well executed but will also provide comfort for the wearer since the jacket is an oversized fit.
- As a result of this interview I will attach a **two piece collar** to the jacket. This two piece collar will look good for a long time due to its structure therefore is a good addition to the jacket. I intend on using fusible with the collar in order to provide the collar with extra support so it looks good for longer.

The solution (18 marks)

Present an appropriate solution (4 marks)


You could present your solution as a description, a labelled diagram, a computer-generated image, samples of fabrics and components to be used with written commentary, or a combination of these.

You must provide enough detail to allow your solution to be clearly visualised.

Attach evidence of your solution here



I am making an upcycled denim jacket. The jacket is oversized. This jacket will have panels of upcycled denim all over it to form the main piece. These denim panels will be different shades of blue (light blue, dark blue, navy).



The jacket will have patch pockets on both sides and will also have jetted pockets on both sides of the inside of the garment.



There is tassels along the bottom of the jacket of navy colour. These tassels are medium length.



Buttons and buttonholes go up the jacket to allow it to open and close. These buttons are black.

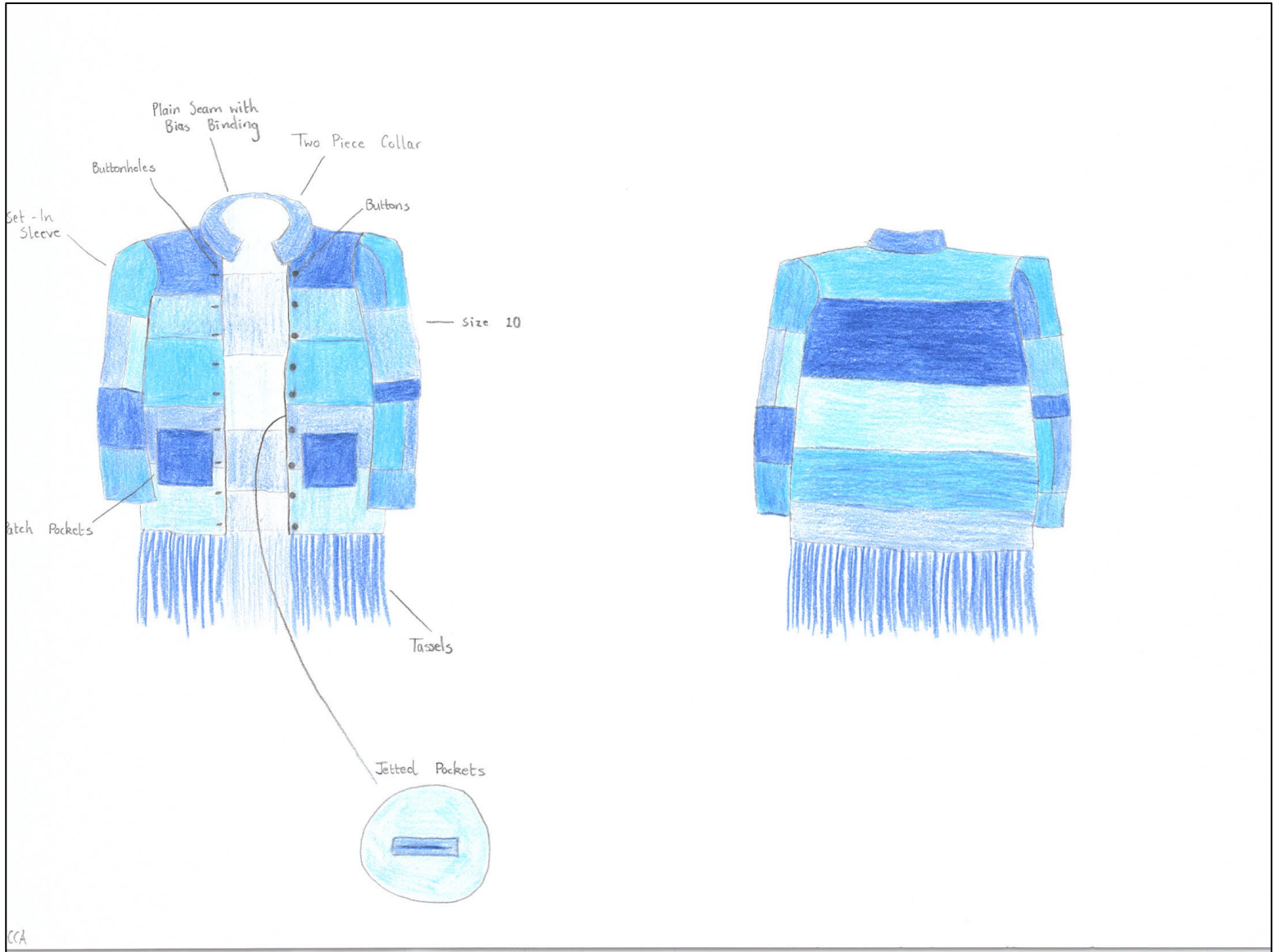


The jacket has set in sleeves.



The jacket has a two piece collar.

PLEASE SEE ATTACHED ANNOTED ILLUSTRATION



Justify the features of the solution (14 marks)

You must identify **fourteen** features of your solution and explain why each is important in meeting the needs of the brief. Each point of justification must be based on evidence generated from the investigations.

Your identified features must include:

- ◆ at least four design features of the solution
- ◆ at least four properties and/or characteristics of the textile(s)
- ◆ at least four construction and/or finishing techniques

DESIGN FEATURE	JUSTIFICATION
Fringing	I found in my internet research, Investigation 2, that some jackets had fringing/tassels on them. I plan on including this in my final item. I know this is an appropriate design feature because the websites I found this from are aimed at my target group. This will add more interest and make the jacket more eye catching when the teenager wears it.
Patchwork	In Investigation 2, on a website based on using upcycled denim for clothing, I found that most of the jackets had patchwork in them, therefore I know this is an acceptable design feature and will fit in with current trends.
Bright Colour	From Investigation 2 I found that most of the jackets that were trending were of bright colours. I considered making the jacket a bright colour, however, from Investigation 1, I found that most of the respondents prefer to wear dark tones. Taking both of these factors into consideration, I will make the jacket different hues of blue. This means the jacket will have both brighter tones of blue and darker tones of blue. Therefore, the jacket will appeal to a wider market.
Fit	I am going to make the jacket oversized. Since oversized fit proved to be a popular choice in Investigation 1 I know this will be a suitable choice for my target group and they will be more likely to purchase the item as it meets their needs.

PROPERTIES AND CHARACTERISTICS OF TEXTILES	JUSTIFICATION
Durable	As a result of the interview from Investigation 3 I found that cotton is a durable material. This is good because it has good wear and tear and will also retain a good appearance for longer. The jacket will greatly benefit from these properties.
Ease of Care	It was revealed in Investigation 3 that the fabric is generally easy to care for. This means it will be popular with my target group as they most likely will not want to spend a lot of time washing or taking care of their clothing so is more convenient for them.
Good Absorbency	From Investigation 3 I found that the material has good absorbency. This means it will be comfortable to wear and will absorb any moisture away from their body if it is warm or they overheat a bit from dancing. This is good because it will be good value for money and will ensure that the target group will be more comfortable in the item. Therefore my target group will be more likely to purchase and wear this item.
Good Strength	In Investigation 3 it was revealed to me that the material can withstand extreme pressures and will not rip or tear easily. The fashion piece I am designing is for use at a music festival, so it is good that the material is strong as it will not fall apart so will keep a good appearance and will also be good value for money.
Bad Warmth	In Investigation 1 I found out that cotton has low warmth. This is good since the jacket is for use at a music festival where it may get very warm. With the jacket being made out of this material, the wearer will be comfortable in warm conditions.

CONSTRUCTION TECHNIQUES	JUSTIFICATION
Patch Pockets	From Investigation 1, most respondents preferred pockets as an embellishment. Also, from my internet research on a website based on making clothing from upcycled materials, some of the jackets had pockets. Therefore, I know this is an appropriate construction technique and will be popular among my target group whilst being useful for them.
Jetted Pockets	It was recommended, in the interview from Investigation 3, to put pockets on the inside of the garment for functionality. Due to the fact the jacket is for a music festival this will prove to be very useful to the wearer as it will keep all their items safe.
Buttons	In the questionnaire from Investigation 1, buttons was the most popular fastening amongst my target group. This means it will be a suitable choice of fastening. As stated in Investigation 3, buttons allow the wearer to open and close the jacket to be more comfortable, therefore this is a good choice of fastening as they are easy to use and provide options for the fashion of the garment.
Set in Sleeve	I found, from Investigation 3 that set in sleeves have a slight curve in them resembling a slightly bent arm. This is good because it will be comfortable to wear and the teenager will be able to move around at the music festival so without being restricted.
Two Piece Collar	As a result of the interview from Investigation 3 I found that two piece collars are able to stand on their own without collapsing under their own weight. This is good because it will retain a good appearance and keep its shape, making the jacket look good.
Plain seam with Bias Binding	In Investigation 3 I found out that using a plain seam with bias binding will make the garment look smooth and well-finished. Bias binding will make the inside of the jacket look more aesthetically pleasing since I am not putting lining in. Overall, this is good because it will make the final item look professional and will also make the inside of the item look better.

Stage 2: Evaluation (8 marks)

Testing (3 marks)

You must produce evidence of carrying out **one** test to provide relevant information about your solution.

Your test must include:

- ◆ the technique and source(s) used to gather the information (1 mark)
- ◆ clearly presented results (2 marks)

Aim What information will you collect?	Technique How will you collect the information?	Source Where will you find the information?
I will find out if the item I have created is suitable for a music festival and if it fits the preferences of my target group.	Sensory analysis.	10 teenagers within my school.

You can present evidence from your test in a variety of ways, such as a written report, graphs, charts, tables, notes from an interview, photographs or any other relevant format.

Attach relevant results of testing here

TEST

Sensory analysis

Ratings:

- 5 - excellent
- 4 - good
- 3 - okay
- 2 - poor
- 1 - very poor

Tester	Appearance	Colours	Embellishments used	Style	Fastenings
1	5	5	5	5	5
2	4	4	3	5	5
3	5	3	4	5	4
4	4	4	5	5	4
5	5	5	5	5	5
6	5	4	4	5	5
7	4	5	4	4	5
8	4	4	3	5	4
9	5	5	4	4	4
10	4	3	2	3	4

Additional questions:

1. Would you buy this to wear to a music festival?

Yes - 9 No - 1

2. Do you like the upcycled components used on the item?

Yes - 8 No - 2

3. What changes would you make if you could?

I would add more colours.

I would add more surface decorations. There's not enough to make it eye catching.

Not sure about the fringing as an embellishment- might change it.

Evaluation of the solution (3 marks)

You must evaluate your solution, with reference to the results of the testing you carried out.

Evaluation

I think I have incorporated upcycled components well in my final item. The whole jacket as well as its embellishments are made from upcycled denim therefore this fits the brief. From the sensory test I found that almost all testers would wear my fashion item to a music festival. As a result of this I know the jacket is suitable for use at a music festival and it is also suitable for my target group. The majority of testers liked the upcycled components of the jacket. As well as the testers finding the upcycled components aesthetically pleasing this shows that the upcycled components have been successfully applied to the final item.

I found from my sensory test that the overall rating of the colour of my jacket was positive. As well as this, most of my respondents preferred dark tones in the questionnaire. Therefore, I know I have been successful in the choice of the colour of my jacket. However, from the additional questions in my sensory test I found that a tester thought the jacket was not colourful enough, so the colour scheme might not be as inclusive as I thought for different tastes.

From the sensory test the overall rating of the style of the jacket was extremely positive. So, my choice of making a jacket as my final item is appropriate and will be popular. This is good because it shows I took my target group's views and opinions into consideration throughout the whole design process, particularly in investigation 2. This means my final piece will be a success with my target group as I have used the information from investigation to create an up to date jacket that will appeal to them.

Amending the solution (2 marks)

You must suggest two adaptations, improvements or further developments that might be made to your solution.

Each point of justification must be based on evidence generated from your testing.

Amendment	Justification
Surface Decorations	I found from my sensory test that some respondents did not like the embellishments used. Also, in the additional comments part of the sensory test I was made aware of the fact that the respondents are not sure about the embellishments used nor the amount of embellishments used. As a result of this I would add applique randomly across the whole jacket. This applique would be small music notes as this would link well with the place the jacket is intended to be worn at - a music festival. This surface decoration could attract more customers to buy the dress as it looks more interesting and appealing.
Colour	From my sensory test it was evident that not all respondents liked the colours used in my jacket. From Investigation 1 I found that the majority of respondents preferred to wear dark tones. From Investigation 2 I found that most of the jackets that were trending were of bright colours. Despite the fact that I took both of these factors into consideration by making the jacket different hues of blue, the jacket is not very popular amongst my target group. Therefore, to improve this I would add a pop of contrasting black colour to the jacket through the different panels used. I would also make the stitches black so that it would contrast and add more aesthetical appeal to the jacket.

Candidate 2 evidence



Higher Fashion and Textile Technology

Assignment

Candidate workbook

(for use in session 2020–21)

You must use this workbook to present your assignment. The wording in this template must not be altered in any way.

There are spaces for your responses for each part of the assignment. You may complete the workbook by hand or electronically. You can add links, extra space or extra pages if needed.

Brief chosen for your assignment.

Develop an embellished item for a baby shower

Stage 1: Design (38 marks)

Themes (2 marks)

Identify two key themes to investigate from your chosen brief.
Explain why each theme is important for the brief.

Key theme	Explanation
Theme 1 Embellished item	<p>My item must be a fashion/textile which is embellished.</p> <p>I must consider different embellishment techniques and which ones will appeal to my target group so that I can make a decorative embellishment suiting the brief.</p> <p>I will in interview an expert to see what possible embellishment techniques i can use on a baby shower item</p>
Theme 2 suitable for a baby shower	<p>My item must be a fashion/textile item which is suitable for a baby shower.</p> <p>I will create and carry out a survey getting people's opinions on what baby shower item they would like to see.</p> <p>I will conduct internet research to look at existing baby shower items that are suitable for a baby</p>

Investigations (18 marks – each investigation is worth 6 marks)

Carry out **three** investigations into the key themes, using a **different** investigative technique for each.

Your investigations must include research into **each** of the following, in relation to your chosen brief:

- ◆ textile technologies
- ◆ consumer needs/choices
- ◆ fashion/textile trends

Your evidence for **each** investigation must include:

- ◆ details of the research technique and source(s) used (1 mark)
- ◆ an explanation of the relevance of the investigation (1 mark)
- ◆ the results of your research
- ◆ the main points from your research (4 marks)

You can present the evidence from your investigations in a variety of ways.

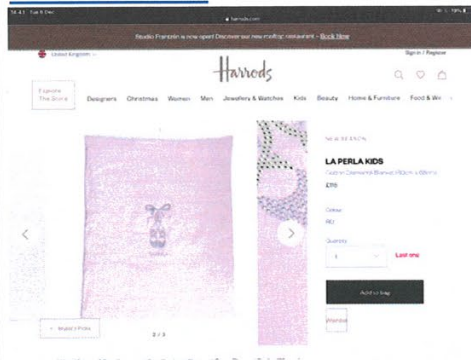
Attach relevant evidence of your investigations here

Investigation 1

Internet research

Aim: to find out what embellishments are on baby shower gifts and is suitable for a baby. I am using this technique to help find out what baby shower items are the most popular and suitable to sell

<https://www.harrods.com/en-gb/shopping/la-perla-kids-cotton-diamante-blanket-80cm-x-68cm-18426240>



https://www.gucci.com/uk/en_gb/pr/children/baby/girls-0-36m/sweatshirts-for-baby-girl/baby-floral-fairy-print-sweatshirt-p-703617XJENY9061



https://www.dior.com/en_gb/fashion/products/9HBG51DDO2_Y353_TU-rabbit-stuffed-toy?loopcd=COq%7Cm%7Cq%7C9HBG51DDO2_Y353_TU%7C114298473331&qclid=EAlaIqobChMlXpWclqDI-wIVsvtCh1LEwl7EAQYCiABEgKTMfD_BwE



https://www.googleadservices.com/pagead/aclk?sa=L&ai=DChcSEwipntn3oeX7AhUN7O0KHVi1AfAYABAOGgJkZw&ohost=www.google.co.uk&cid=CAASJORomvBOnCZ2k7X3gb1tCHxfvHAD9sJi2FOVhBqJwoQf-F0NNA&sig=AOD64_0r1K_hqspCqz_UjlyYPG8zftoTQ&ctype=5&q=&ved=2ahUKEwj6xNL3oeX7AhVnQEEAHWzcB1QQwg8oAHoECAyQCw&adurl=



https://www.googleadservices.com/pagead/aclk?sa=L&ai=DChcSEwif3fHioeX7AhUa7e0KHUVECEAYABAeGgJkZw&ohost=www.google.co.uk&cid=CAASJORop896bA-9rT-vtEzOgm8e8WJ_2Ky3eQE_oyRRBSzJZfKQBg&sig=AOD64_3f-by6M1uKnigxohFwn6zy3guoQw&ctype=5&q=&ved=2ahUKEwiKpOzioeX7AhV2QUEAHFWWDeQQwg8oAHoFC AUQkQE&adurl=



https://www.googleadservices.com/pagead/aclk?sa=L&ai=DChcSEwi0zuugoPD7AhWR-3cKHZWmAwgYABAZGgJIZg&ohost=www.google.co.uk&cid=CAASJORomi2iOA0Y4aOih-OWBrl2s72ZWZVqfdejs57Clr4MtwpzVQ&sig=AOD64_3SZloagn6RyevKNN7_yVmH0lwKCw&ctype=5&q=&ved=2ahUKEwivweWqoPD7AhVPgf0HHaCkBDcQwg8oAHoECAYQZw&adurl=

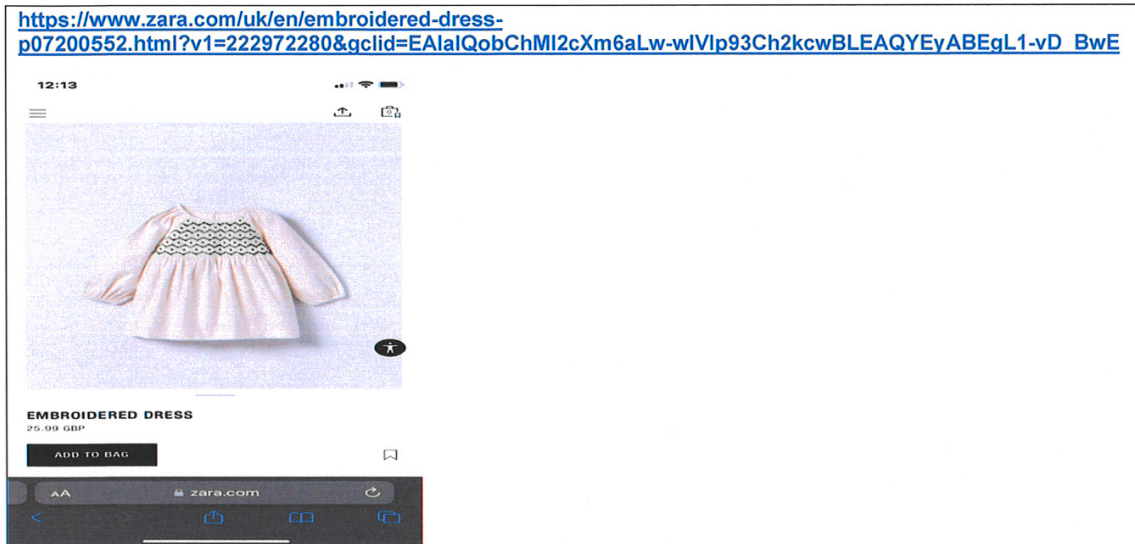


https://www.gucci.com/uk/en_gb/pr/children/baby/girls-0-36m/dresses-for-baby-girl/baby-cotton-dress-with-embroidery-p-694940ZAJUX9752?gclid=EAAlQobChMI2cXm6aLw-wlVlp93Ch2kcwBLEAQYBCABEqlS7PD_BwE&gclid=aw.ds



<https://www.next.co.uk/g644211s6/m75079#m75079>





Conclusions-

I found out that there were a lot of baby items on the market that were embellished this gives me the idea that if I make a item for a baby shower with embellishment it may be the most suitable item for a baby shower I will conduct further research on what embellishments would be suitable for the item in my other investigations.

I found that baby clothes were the most popular items on the multiple websites I found baby shower items on baby clothes for a girl mainly come in dresses, tops and jumpers this gives me the idea to conduct more research on the type of baby clothing would be.

I found out that embroidery was the most common type of embellishment on baby items this gives me the idea of using embroidery techniques to embellish my item especially when creating baby clothes or a blanket I will carry out research on this in my other investigations.

I found out that for a baby item the most common colours were bright colours like yellow, pink, blue and green this gives me a new idea to include one or more of these colours in my final baby shower item I will conduct further research on my next investigation.

I found out that cotton fabric for a baby shower item may be the most suitable as the majority of baby items were made from cotton this means I need to consider using cotton fabric when making my item for a baby shower I will conduct further research on weather cotton and what type of cotton would be the best type of fabric to use in other investigations.

Investigation 2

Survey

Aim - to find out what people preference are on a baby shower item and what they think is most suitable I am using this technique as it gives me first hand up to date advice information on what people prefer

Source 25 people who have gone to a baby shower

Question 1-

What gift would you like to receive for a baby at a baby shower

Clothes 28.00% 7 people

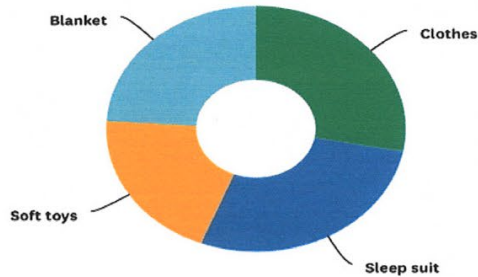
Sleep suit 28.00% 7 people

Soft toys 20% 5 people

Blanket 24% 6 people

What gift would you like to receive for a baby at the baby shower

Answered: 25 Skipped: 0



ANSWER CHOICES	RESPONSES
▼ Clothes	28.00% 7
▼ Sleep suit	28.00% 7
▼ Soft toys	20.00% 5
▼ Blanket	24.00% 6
TOTAL	25

Question 2-

If you were given a gift with embellishments on it what one would you choose

Beads 0% 0 people

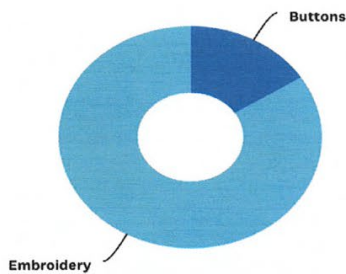
Buttons 16% 4 people

Sequins 0% 0 people

Embroidery 84% 21 people

If you were giving a gift with embellishments on it what one would you choose

Answered: 25 Skipped: 0



ANSWER CHOICES	RESPONSES
▼ Beads	0.00% 0
▼ Buttons	16.00% 4
▼ Sequins	0.00% 0
▼ Embroidery	84.00% 21
TOTAL	25

Question 3-

If you received a clothing item what theme would you like on it ?

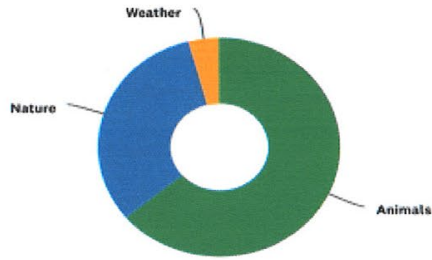
Animals 64% 16people

Nature 32% 7 people

Weather 4% 1 person

If you received this what theme what you like them to be

Answered: 25 Skipped: 0



ANSWER CHOICES	RESPONSES	
Animals	64.00%	16
Nature	32.00%	8
Weather	4.00%	1
TOTAL		25

Question 4-

What colour scheme would you like to see on the gift ?

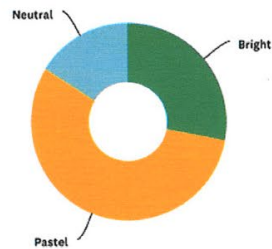
Bright 28% 7 people

Dark 0% 0 people

Pastel 56% 14 people

What colour scheme would you like to see on the gift

Answered: 25 Skipped: 0



ANSWER CHOICES	RESPONSES	
Bright	28.00%	7
Dark	0.00%	0
Pastel	56.00%	14
Neutral	16.00%	4
TOTAL		25

Neutral 16% 4 people

Question 5-

What texture would you like the gift to be ?

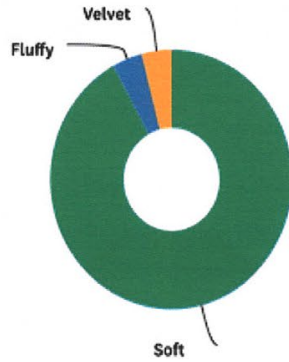
Soft 92% 23 people

Fluffy 4% 1 person

Velvet 4% 1 person

What texture would you like it to be

Answered: 25 Skipped: 0




ANSWER CHOICES	RESPONSES
Soft	92.00% 23
Fluffy	4.00% 1
Velvet	4.00% 1
TOTAL	25

Question 6-

Would you like the gift to be washable ?

Would you like it to be washable

Answered: 25 Skipped: 0



ANSWER CHOICES	RESPONSES
Yes	100.00% 25
No	0.00% 0
TOTAL	25

Yes 100% 25people
 No 0% 0 people

Question 7-

What size would you want the gift to be ?

Newborn 24% 6 people

0-2 months 12% 3 people

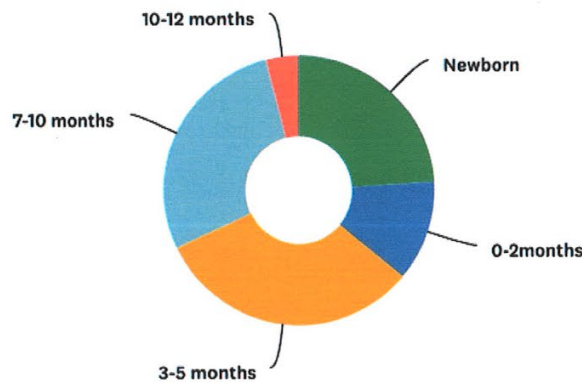
3-5 months 32% 8 people

7-10months 28% 7 people

10-12 months 4% 1 person

What size what you like it to be

Answered: 25 Skipped: 0

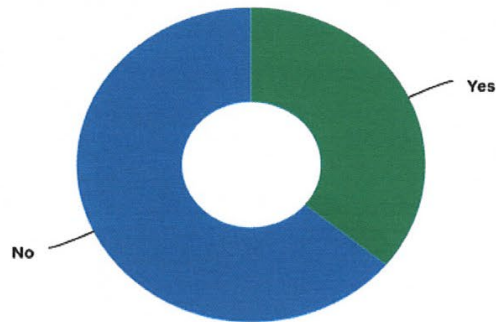


ANSWER CHOICES	RESPONSES	
▼ Newborn	24.00%	6
▼ 0-2months	12.00%	3
▼ 3-5 months	32.00%	8
▼ 7-10 months	28.00%	7
▼ 10-12 months	4.00%	1
TOTAL		25

Question 8-
Would you like the gift to be personalised ?
Yes 36% 9 people
No 64% 16 people

Would you like the clothes to be personalised

Answered: 25 Skipped: 0



ANSWER CHOICES	RESPONSES	
Yes	36.00%	9
No	64.00%	16
TOTAL		25

Question 9-

What fabric would you liked to be used on the gift ?

Cotton 56% 14people

Fur 8% 2 people

Soft jersey 20% 5 people

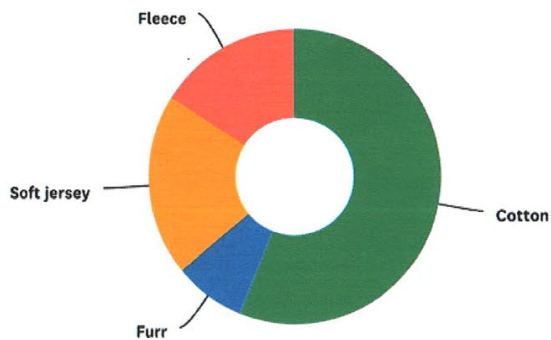
Polyester 0% 0 people

Fleece 16% 4 people

Muslin 0% 0 people

What fabric what you like to be used

Answered: 25 Skipped: 0



ANSWER CHOICES	RESPONSES	
▼ Cotton	56.00%	14
▼ Furr	8.00%	2
▼ Soft jersey	20.00%	5
▼ Polyester	0.00%	0
▼ Fleece	16.00%	4
▼ Muslin	0.00%	0
TOTAL		25

Conclusions

From this survey I have discovered that a majority of people (7/25) would prefer that the baby shower item to be clothing therefore I will take this into consideration when drawing up my sketch.

From this survey I have found out that most people (21/25) want the baby shower item to have embroidery as an embellishment therefore I will use these results to create a question in my next investigation asking the expert what embroidery design I should use.

From the survey I have found out that all people (25/25) want the baby shower item to be washable also that most people (23/25) want the baby shower item to be soft therefore I will ask the expert what fabric would be best to use .

From the survey I have found out that the colour scheme people would like to be included in baby shower item is pastel colours (14/25) Therefore I will take this into consideration when choosing a fabric colour and I will ask the expert what fabric holds the dye best as I don't want the pastel colours to fade .

From the survey I have found that the majority of people (16/25) want the baby shower item theme to be animals Therefore I will take this into consideration when asking questions in my next investigation .

Investigation 3

Interview-

Aim- to find out what people's preferences are on a baby shower item and what they think is most suitable I am using this technique as it gives me first hand up to date advice information on what the expert would prefer

Question 1

What type of cotton would you like to be used on the baby's clothing ?

As babies' skin is very sensitive a suggestion would be to use a softer cotton like jersey or brushed cotton fabric. Jersey is knitted and so stretches which would be ideal for a baby's item as it makes it easier to dress the child. Brushed cotton is woven and would not be stretchy which could be a disadvantage for a baby's item.

Question 2

What type of antibacterial finishes would you like to be used on the baby clothing ?

An antibacterial finish would be good as it will prevent a build-up of bacteria in clothing. Babies clothing will get dirty easily with food debris or bodily fluids. The finish would help to prevent a build up that could cause ill health.

Question 3

Would you like the cotton for the baby clothing to be brushed ?

If you are using cotton to create babies clothing then brushed cotton is ideal as it is soft against the skin and would not irritate the skin. Also, the brushed finish is warm as it traps air keeping the baby warm.

Question 4

What seams would you like to be used on the baby clothing?

Babies clothing is best with either flat felled seam or French seams as they are less likely to irritate the skin. These seams are ideal on woven fabrics. If you were to plan on using jersey cotton then an overlocked seam will be best as it is finished with a ribbed edge being rough against the skin causing irritation.

Question 5

What type of sleeve would you like on baby clothing ?

A raglan sleeve is best as it is easier to dress a baby with that style of sleeve. It gives more room for movement and will be comfortable.

Question 6

The most popular vote on the survey was for embroidery to be used as the embellishment on the baby clothing do you think using embroidery is a good idea?

Yes it can be embroidery that is flat like satin stitch or back stitch which will look decorative but won't make the item uncomfortable.

Question 7

Would you like a collar on the baby clothing and if you would like a collar what type would you like to be used?

Peter pan collar would lie very flat and so would not affect the comfort of the baby. It is relatively easy to attach. You could also just have a crew neck type collar if you are using stretch cotton jersey

Question 8

The most popular vote on the survey was for animals to be used as the theme what animals would you like to see on the baby clothing?

If you are considering embroidery then an animal with a basic outline would be best and most effective to embroider. Elephant, monkey etc.

Question 9

What type of hems would be best for an item of clothing for a baby?

A machined hem with a lay is best as it is hard wearing and will withstand lots of washing in machine preventing the parent having to replace often.

Conclusion-

1. From this interview I have found out that the expert would like a soft cotton like jersey is the best fabric to use on my item as soft cotton like jersey would be soft on baby's skin and is stretchy therefore I will use soft cotton jersey on my item.

2. From this interview I have found out that the expert would like an embroidered penguin would be the most effective for my item therefore I will add an embellishment of an embroidered elephant to my item.

3. From this interview I have found out that the expert would like a machined hem with a lay is best as it is hard wearing and can withstand hard wearing therefore I will add a machined hem to my item.

4. From this interview I have found out that the expert would like a Peter Pan collar to be used on the item as this collar lays flat and would not effect the baby therefore I will add a Peter Pan collar to my item.

5. From this interview I have found out that the expert would like an antibacterial finish as an antibacterial finish would prevent the build up of bacteria therefore I will add an antibacterial finish to my item.

6. From this interview I have found out that the expert would like an overlooked seam to be used on my item as this seam is strong and finished with out being rough against the skin.

7. From my interview I have found out that the expert would like a Regan sleeve to be used on my item as a Regan sleeve has more room in it making it more comfortable therefore I will add a Regan sleeve to my item.

8. From my interview I have found out that the expert would like a machined hem with a lay as it is hard wearing therefore I will add a machined hem with a lay to my item.

9. From my interview I have found out that the expert would like the embroidery to be flat with a back stitch as this will look decorative but won't make the item uncomfortable therefore I will add flats embroidery with a back stitch to my item.

The solution (18 marks)

Present an appropriate solution (4 marks)

You could present your solution as a description, a labelled diagram, a computer-generated image, samples of fabrics and components to be used with written commentary, or a combination of these.

You must provide enough detail to allow your solution to be clearly visualised.

Attach evidence of your solution here

Fashion Assignment

4 2 23

Size - 3-5 months
Fabric - Cotton, Jersey
Finishes - Antibacterial

Seams - overlocked
Embroidery - Flat embroidery
collar - peter pan

Theme - Animals, nature
Hems - Machined hem with a lay
Sleeve - raglan

Labels for the left garment:
- 3-5 month size
- Peter Pan collar
- overlocked seams
- Antibacterial finish
- Raglan Sleeve
- Nature Theme
- Flat Tree embroidery
- Machined hem with a lay
- Cotton Jersey fabric

Labels for the right garment:
- Peter Pan collar
- 3-5 month size
- Animal and nature theme
- overlocked seam
- Flat animal embroidery
- Cotton Jersey fabric
- Antibacterial finish
- Raglan Sleeve
- Machined hem with a lay

Fashion Assignment

4 2 23

Size - 3-5 months
Fabric - Cotton, Jersey
Finishes - Antibacterial

Seams - overlocked
Embroidery - Flat embroidery
collar - peter pan

Theme - Animals, nature
Hems - Machined hem with a lay
Sleeve - raglan

Labels for the left garment:
- 3-5 month size
- Peter Pan collar
- overlocked seams
- Antibacterial finish
- Raglan Sleeve
- Nature Theme
- Flat Tree embroidery
- Machined hem with a lay
- Cotton Jersey fabric

Labels for the right garment:
- Peter Pan collar
- 3-5 month size
- Animal and nature theme
- overlocked seam
- Flat animal embroidery
- Cotton Jersey fabric
- Antibacterial finish
- Raglan Sleeve
- Machined hem with a lay

Justify the features of the solution (14 marks)

You must identify **fourteen** features of your solution and explain why each is important in meeting the needs of the brief. Each point of justification must be based on evidence generated from the investigations.

Your identified features must include:

- ◆ at least four design features of the solution
- ◆ at least four properties and/or characteristics of the textile(s)
- ◆ at least four construction and/or finishing techniques

Features	Justification
Design features of the solution (minimum of 4)	<p>Peter pan collar - from my previous investigations have proven this type is collar is the most popular and have good visual effect. The collar lays flat therefore this will not effect the baby by getting in its way or irritating the baby. by using this collar I know it meets of my target group.</p> <p>Colour- from investigations 2 i found out that pastel colours was the most popular colour option for a baby outfit. I used pastel colours in my design as I knew it would create interest with my target audience and making it appealing for them to purchase.</p> <p>Sleeves- I decided to make my final baby outfit with Regan sleeves. I found out from investigation 3 that regan sleeves has more room in it than normal sleeves making it more comfortable for the baby. By using this sleeve I know it meets the need of the baby and will be more popular with parents.</p> <p>Embroidery- from investigation 3 I have found out that The embroidery should have a flat back stitch. By using a flat back stitch to the embroidery it will still be decorative but won't be uncomfortable for the baby. By using this I know that I have met the needs of my target groups wishes.</p>

Features	Justification
<p>Properties and characteristics of the textile(s) (minimum of 4)</p>	<p>Soft Cotton like jersey - from investigation two I have found out that the most popular fabric choice is cotton. This is a good idea because as soft cotton like jersey would be soft on baby's skin and prevent irritation.</p> <p>Cotton can have an antibacterial finish as my expert stated this is important for a baby ans they get dirty and might have leaks from a nappy or dribbling</p> <p>Washable - all the people in the survey wanted the item to be washable so that it will be good for a baby item as they get dirty easily. So be good for a baby item</p> <p>Brushed finish - soft to be comfortable against a baby skin. My interviewer that it could be used if it was not needing to be stretchy.</p>
<p>Construction/ finishing techniques (minimum of 4)</p>	<p>Embroidery This is good because my expert recommended embroidery with a flat stitch like back stich so it is flat for a baby item and won't be uncomfortable</p> <p>Machine hem with lay I have found out in Investigation 3 that the expert would like a machined hem with a lay is best as it is hard wearing and can withstand hard wearing which in important as the item will be worn often and be washed a lot</p> <p>Peter Pan collar In investigation 3 - interview I have found out that the expert would like this to be used on the item as this collar lays flat and would not affect the baby making it good for an baby item</p> <p>Raglan sleeve I have found out that the expert would like to be used on my item as a raglan sleeve has more room in it making it more comfortable which is great for a baby item of clothing.</p>

Stage 2: Evaluation (8 marks)

Testing (3 marks)

You must produce evidence of carrying out **one** test to provide relevant information about your solution.

Your test must include:

- ◆ the technique and source(s) used to gather the information (1 mark)
- ◆ clearly presented results (2 marks)

Aim What information will you collect?	Technique How will you collect the information?	Source Where will you find the information?
To ask the target group if they like the final item	Using a sensory testing on 10 mothers	My target market (expecting mother's and people with children)

You can present evidence from your test in a variety of ways, such as a written report, graphs, charts, tables, notes from an interview, photographs or any other relevant format.

Attach relevant results of testing here											
Testers 1-10	1	2	3	4	5	6	7	8	9	10	
Colour	1	2	1	4	1	3	1	2	1	1	
Fabric	2	1	1	2	3	1	1	2	2	1	
Embellishment	1	1	1	2	3	2	2	1	1	2	
Design features	2	1	1	1	1	2	2	3	2	1	

Key- 1-great,2-good,3-okay,4-bad,5-very bad

Would you make any changes to the colour if so say below
No-8 yes-2

“I would use a darker Colour to prevent stains”
A more gender neutral colour would be nicer

Would you buy if available in a shop
Yes-10 no-0

Evaluation of the solution (3 marks)

You must evaluate your solution, with reference to the results of the testing you carried out.

Evaluation

I have found from this test that the parents like my design overall there was mainly 1s and 2s on my table showing that they liked the look of my final item this is good to know as I have create a baby outfit the fits the likes of my target Audience and will mean they are more likely to buy the outfit.

The result from my embellishments on my item where mostly 1s and 2s this shows the embroidery I added to my item was good and appealed to my target audience this is good as it shows me that I have listened to my previous investigations and made an effective design.

The result from the colour on my items were mostly 1s and 2s this shows the colour I added to my item was ideal as it shows me I have followed the design brief and it should satisfy my target audience.

Amending the solution (2 marks)

You must suggest **two** adaptations, improvements or further developments that might be made to your solution.

Each point of justification must be based on evidence generated from your testing.

Amendment	Justification
Colour	<p>I found out from my sensory tasting that the colour of my baby outfit was popular with the majority of parents but a few did not like the colour I sense it was a Pastel colour it would stain easily are and be harder to get rid off and that the colour should be more gender neutral</p> <p>To fix this I will consider using a different colour to make the item I will consider using a darker shade of colour to prevent stains and make it more gender natural</p> <p>I won't make to many changes as only 2 parents didn't like the colour</p>
Embellishments	<p>I found out from my sensory tasting was popular for majority of the parents but a few didn't like the embroidery this means I should consider adding a different embellishment that was favoured in my research but still please the request of other parents in my sensory test and make sure my item still attract my target audience.</p>

Candidate 3 evidence



Higher Fashion and Textile Technology

Assignment

Candidate workbook

(for use in session 2022–23)

You must use this workbook to present your assignment. The wording in this template must not be altered in any way.

There are spaces for your responses for each part of the assignment. You may complete the workbook by hand or electronically. You can add links, extra space or extra pages if needed.

Brief chosen for your assignment.

Develop an **embellished** fashion/textile item suitable for a **baby shower**.

Stage 1: Design (38 marks)

Themes (2 marks)

Identify two key themes to investigate from your chosen brief.
Explain why each theme is important for the brief.

Key theme	Explanation
Baby Shower	People attending the baby shower are important as it is the target market. The item should be designed with the baby in mind. I need to research suitable types of fabric, something that is comfortable and easy to care for. I will investigate popular items that people purchase for a baby shower gifts so that I can gain valuable ideas for me to create a suitable final item that will be popular with consumers.
Embellishments	The item should look attractive and appeal to the target market. To make the design attractive I will consider the many different types of embellishments I could use. I need to make sure that the embellishments used are suitable for a baby and won't irritate them. The embellishments also need to be durable. I will therefore investigate the variety of embellishments that would normally be used on baby shoes items so that I can incorporate a something suitable and eye catching.

Investigations (18 marks – each investigation is worth 6 marks)

Carry out three investigations into the key themes, using a different investigative technique for each.




Your investigations must include research into each of the following, in relation to your chosen brief:



- ◆ textile technologies
- ◆ consumer needs/choices
- ◆ fashion/textile trends



Your evidence for each investigation must include:

- ◆ details of the research technique and source(s) used (1 mark)
- ◆ an explanation of the relevance of the investigation (1 mark)
- ◆ the results of your research
- ◆ the main points from your research (4 marks)

You can present the evidence from your investigations in a variety of ways.

Attach relevant evidence of your investigations here											
<u>Investigation 1</u>											
<p>Research Technique: Internet Research Sources: www.marksandspencer.co.uk www.next.co.uk www.thewhitecompany.co.uk</p> <p>I am using this investigation to research baby textile items. During this investigation I will find out about different types of embellishments and materials used in baby clothes. This will give me inspiration for my final design.</p> <p>https://www.marksandspencer.com/</p>											
<table border="1" style="width: 100%; border-collapse: collapse;"> <thead> <tr style="background-color: #cccccc;"> <th>Type of Item</th> <th>Fabric</th> <th>Embellishments</th> <th>Fastenings</th> </tr> </thead> <tbody> <tr> <td style="text-align: center;">  </td> <td style="text-align: center;">Cotton</td> <td style="text-align: center;">Appliqué and embroidery</td> <td style="text-align: center;">Buttons and poppers</td> </tr> </tbody> </table>	Type of Item	Fabric	Embellishments	Fastenings		Cotton	Appliqué and embroidery	Buttons and poppers			
Type of Item	Fabric	Embellishments	Fastenings								
	Cotton	Appliqué and embroidery	Buttons and poppers								


<p>Dress</p> 	<p>Cotton, Polyamide and Elastane</p>	<p>Embroidery</p>	<p>Buttons</p>
<p>Cardigans</p> 	<p>Cotton, acrylic, polyester, elastane</p>	<p>Embroidery</p>	<p>Wooden buttons</p>
<p>Soft Toy</p> 	<p>-</p>	<p>Applique and embroidery</p>	<p>-</p>

<p>Sleep bag</p> 	<p>Cotton, polyester</p>	<p>Applique</p>	<p>Poppers</p>
<p>Jeans</p> 	<p>Cotton</p>	<p>Applique and embroidery</p>	<p>Zip, button</p>

www.next.co.uk

www.whitecompany.co.uk

	<p>Cotton</p>	<p>Embroidery</p>	<p>Poppers</p>
---	---------------	-------------------	----------------

	Cotton	Embroidery	-
---	--------	------------	---

Summary

- Through my research I have found that cotton is a very popular fabric for baby clothes/items. I will consider this as a possible fabric for my design.
- I found out from my research that all the items were made with bright colours such as green, pink, yellow and blue. I will consider using these colours in my design, as these seem to be most popular and will appeal to the target market.
- I have found out that poppers are commonly used in items for babies. As this fastening seems to be most effective, I will consider using it in my final design.
- Throughout my investigation, I found out that embroidery and applique is a commonly used decoration on baby items. Because of this I will consider using embroidery and/or applique in my final design.

Investigation 2

Techniques: Questionnaire

Source: 17 people of varying ages

Questions

1. What sort of item would you consider gifting at a baby shower?
 - a) Dress (6)
 - b) Dungarees (5)
 - c) Top (2)
 - d) Cardigan (4)
2. What colours do you prefer for the item?
 - a) Blue (4)
 - b) Yellow (2)
 - c) Pink (5)
 - d) Green (6)
3. What fabric do you prefer?
 - a) Cotton (10)
 - b) Fleece (5)
 - c) Polyester (2)
4. What embellishments would you want to feature?
 - a) Embroidery (7)
 - b) Patchwork (4)
 - c) Applique (6)
5. What animals would you preferred feature on the item?

- a) Giraffe (3)
- b) Dog (5)
- c) Penguin (1)
- d) Cat (2)
- e) Fish (6)

6. What kind of fastening do you prefer?

- a) Poppers (8)
- b) Buttons (3)
- c) Zip (3)
- d) Velcro (3)

7. What characteristic do you consider important when choosing your item?

- a) Durability (6)
- b) Ease of care (5)
- c) Warmth (5)

Summary

From this questionnaire I found the following:

- I found out that a dress was the most popular textile item. Therefore, I will design a dress as I know from the results that it will be popular amongst the target market.
- The most popular colours from this survey were green and pink. I will incorporate these colours into my dress design as it will appear to a wider audience.
- Cotton was overall the most popular choice of fabric. This fabric was also popular in my first investigation. I will be using cotton in my final design as it is the most suitable and popular choice.
- I found out from the survey that the majority prefer embroidery as an embellishment feature. I will consider using embroidery as a way to add interest to the final design.
- When asking what animal they'd prefer on the dress, the majority said fish. Therefore, I will incorporate fish into my dress design. By including a theme into my design, it will create interest and popularity.
- The most popular fastening were poppers. I will make sure to incorporate these into my dress design as they are the most suitable on an item for a baby. They are safer and less of a choking hazard for a baby.

Investigation 3

Techniques: INTERVIEW

Source: Class Teacher

Q. For the dress, I was considering using cotton. Would this be a suitable choice?

A. Cotton is a perfect fabric to use for babywear as it is a durable fabric therefore this fabric would be ideal as it will withstand lots of wear and tear and washing. It is also strong so won't tear or rip easily.

It can be a lightweight fabric and it is not warm so may be more suitable for a baby when worn alongside lots of layers.

Ease of care is pretty reasonable for a fabric so will be good for the parent as it can be machine washed without much thought.

Cotton is also absorbent which can be good as it would absorb moisture from the body.

Q. I will create embellishments using either embroidered fish or applique fish. What will work better?

A. Both embroidery and applique would give a nice effect on the dress.

Embroidery would be ideal as it is flat and not abrasive therefore will be smooth on the

surface. You need to consider safety as a factor when designing items for young children so it would be perfect. There are lots of different stitches to use for embroidery to create interest and added texture. You can use the sewing machine or hand stitch.

Applique too is smooth and would not irritate the baby's skin. You should ensure that the design is securely attached to the item and use a zig zag, plain or embroidery stitch to attach it. You could use both embellishments to add interest and texture to the dress.

Q. From investigation 2, I found that poppers were the most popular fastening. Is this the most efficient choice?

A. Yes, poppers are fantastic for baby items as they can be open and closed easily and quickly. They are also flat so should cause any discomfort.

Q. I want to ensure the dress is durable. What seam would be most suitable to ensure this?

A. I would suggest using a plain seam with an edge finish, the edge finish could be zig zag stitch, overlocked or using bias binding. The zig zag and overlocked edges are quite quick and will ensure all the edges are smooth and raw edges are covered to prevent fraying.

The bias binding is a more professional finish and can have a nice effect in the inside of the jacket especially when it is not lined, and seams are visible. This will take a little more time to carry out but may be an option that you prefer.

Another option is a French seams which enclose the raw edges and give a very professional finish when carried out. This is a smooth seam that is ideal for baby wear.

Summary

I found out from the interview investigation that cotton is a good fabric to use. This is because cotton is very durable, which allows it to last longer. Cotton is also very lightweight and doesn't get too warm. This is safer for a baby to wear as they won't overheat while wearing the item. Due to these characteristics, I will use cotton as the main fabric in my final design.

From the interview, I found out that a plain seam with an edge finish would be most suitable for the final item. Therefore, I will incorporate a plain seam with bias binding, as this will give the dress a professional finish.

I found out that embroidery is an ideal technique to use for baby clothes. The embroidery will add texture and visual interest to the design. While the embroidery adds interest, it is also suitable for a baby. This is because it is flat and smooth, so will not irritate or cause discomfort the baby while wearing the item.

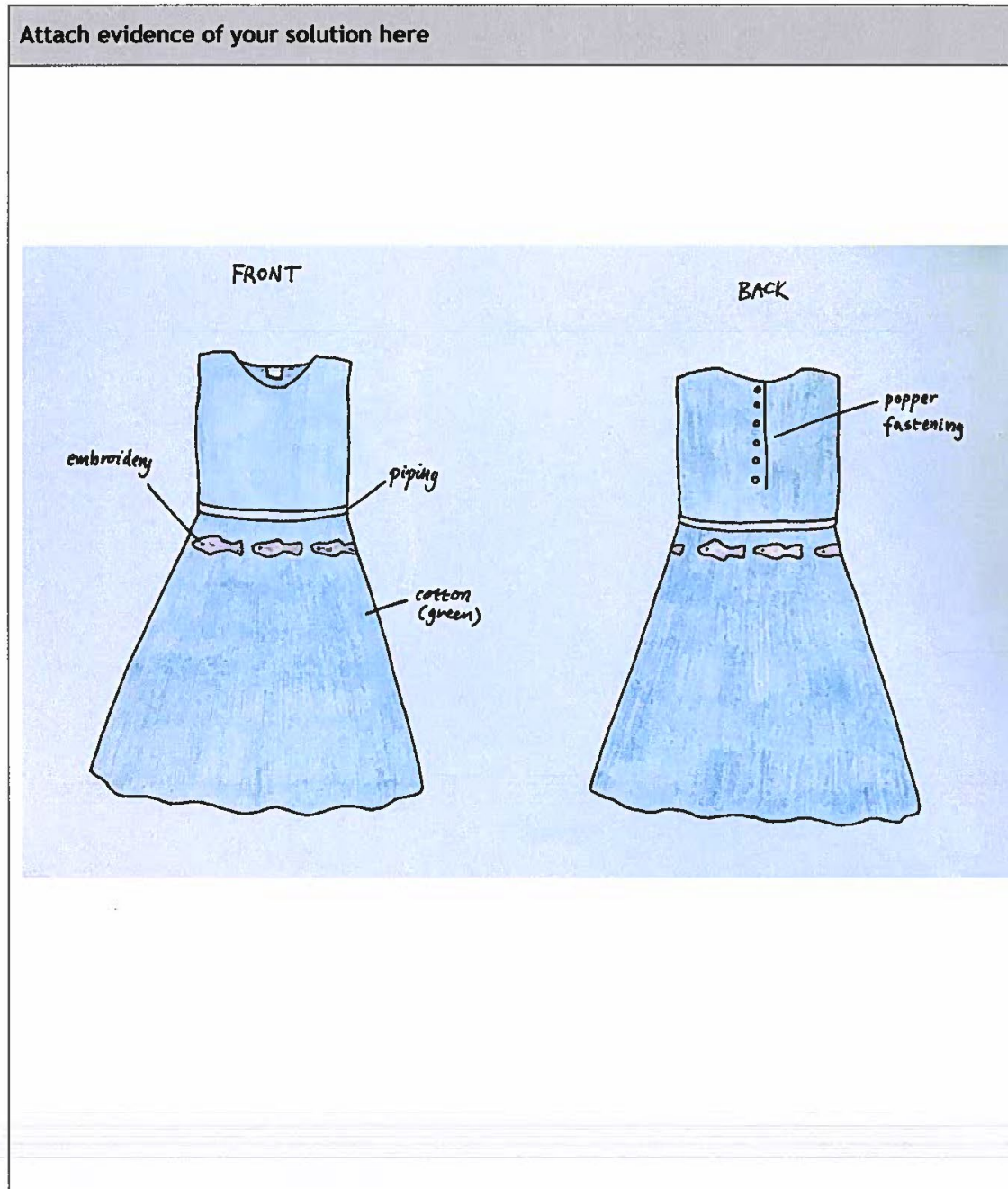
In investigation 3, I asked if poppers were a suitable fastening to use. I found out that poppers are very suitable for baby items. This is because they can be opened and closed easily, so they are simple for the parents to use while changing their baby. Poppers are also flat, so will not cause irritation for the baby while wearing the item.

The solution (18 marks)

Present an appropriate solution (4 marks)


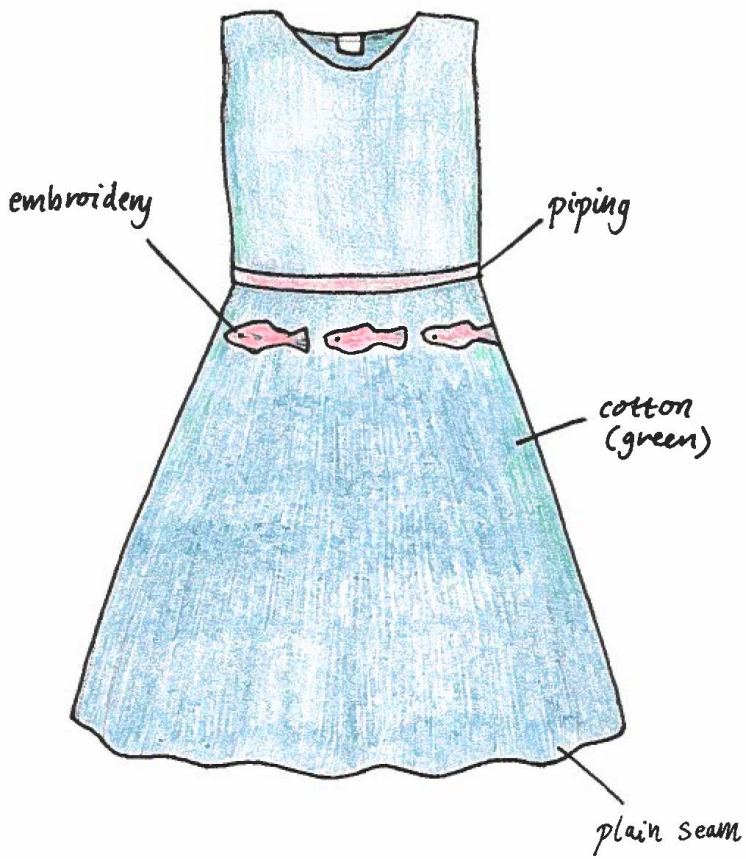
You could present your solution as a description, a labelled diagram, a computer-generated image, samples of fabrics and components to be used with written commentary, or a combination of these.

You must provide enough detail to allow your solution to be clearly visualised.



FRONT

BACK



Justify the features of the solution (14 marks)

You must identify **fourteen** features of your solution and explain why each is important in meeting the needs of the brief. Each point of justification must be based on evidence generated from the investigations.

Your identified features must include:

- ◆ at least four design features of the solution
- ◆ at least four properties and/or characteristics of the textile(s)
- ◆ at least four construction and/or finishing techniques.

Features	Justification
Design features of the solution (minimum of 4)	<p><u>Dress</u> I have decided to make a dress. In investigation 1, dresses were popular on the online market. Also in investigation 2, dresses were voted for the most in the questionnaire.</p> <p><u>Embroidery</u> In investigation 1, I found that the most popular embellishment was embroidery. I also found out in investigation 3 that embroidery is most suitable for a babywear design. This is because it is flat and non-abrasive, so it won't irritate the baby.</p> <p><u>Animal Design</u> In investigation 2, I found out that fish were the preferred animal. Therefore, I have decided to embroider a fish design onto the front of the dress. This will add an embellishment and interest to the dress design.</p> <p><u>Colour</u> In investigation 2, green and pink were the most popular colours. Therefore, I will use them in my dress design. I will achieve this by using green fabric for the majority of the dress and pink as an accent colour on poppers.</p>

Features	Justification
<p>Properties and characteristics of the textile(s) (minimum of 4)</p>	<p><u>Cotton</u> Cotton has good absorbency. This means that it would be more comfortable for the baby to wear. If the baby sweats, it will be absorbed into the cotton.</p> <p>Cotton also has low warmth. This prevents the baby from overheating, if wearing with lots of other layers. This allows the baby to feel more comfortable and safer.</p> <p>Cotton is also durable. This means it will be able to withstand wear and tear and regular washes in a machine. The buyer also gets their money's worth as the item is not easily torn or ruined.</p> <p>Cotton also has a high ease of care. This makes it more suitable for babywear as carers/parents may have less time to clean it, and the item can stay more suitable for the baby longer.</p>
<p>Construction/ finishing techniques (minimum of 4)</p>	<p><u>Poppers</u> I have decided to use poppers in my final design. This is because it is an effective and easy way to fasten clothing designed for babies. The poppers are also safer as babies will be unable to potentially choke on them.</p> <p><u>Plain Seam</u> In investigation 3, I found out that a plain seam would be the most suitable seam for my dress design. This seam combined with an edge finish will give the dress a professional finish.</p> <p><u>Bias binding</u> I will use bias binding as an edge finish as this will be most effective for the dress. The bias binding will create a smooth effect and make the dress look finished.</p> <p><u>Hand stitching</u> I will stitch the fish embroidery onto the dress by hand. This will ensure that the design is attached and made properly and won't cause a safety risk to the baby.</p>

Stage 2: Evaluation (8 marks)

Testing (3 marks)

You must produce evidence of carrying out **one** test to provide relevant information about your solution.

Your test must include:

- ◆ the technique and source(s) used to gather the information (1 mark)
- ◆ clearly presented results (2 marks)

Aim What information will you collect?	Technique How will you collect the information?	Source Where will you find the information?
<u>Test 1</u> To determine if my item is appropriate for the target group.	Sensory Test	10 parents of babies.

You can present evidence from your test in a variety of ways, such as a written report, graphs, charts, tables, notes from an interview, photographs, or any other relevant format.

Attach relevant results of testing here										
<u>Test 1</u>										
<u>Key</u>										
5 - Excellent										
4 - Very good										
3 - Good										
2 - Needs improvement										
1 - Unsatisfactory										
Tester	1	2	3	4	5	6	7	8	9	10
Animal	3	3	4	2	4	3	5	3	3	4
Features										
Aesthetics	5	4	4	5	5	3	4	4	5	5
Colour	5	5	5	5	5	5	5	5	5	5
Embellishments	4	5	4	3	5	4	3	4	3	4
Fastening	4	5	4	5	5	5	5	5	5	4
<u>Additional Questions</u>										
Would you purchase this item for a baby shower?										
Yes - 10 No - 0										
Do you think the embellishments are satisfactory?										
Yes - 9 No - 1										

Any suggestions to improve the item?

"I would have liked more fish embellishments featured on the dress, as it was a bit plain."

Evaluation of the solution (3 marks)

You must evaluate your solution, with reference to the results of the testing you carried out.

Evaluation

I think that cotton was a suitable fabric to use. In investigation 1, many of the items were made with cotton and in investigation 2, cotton was the most voted for fabric to use. My teacher agreed in test 3 that cotton is suitable as it is durable and lightweight. This means the babies wearing the item stay comfortable and won't overheat. Therefore, the use of cotton appeals to the target market.

The use of poppers as a fastening was a good decision. In test 1, the fastening was voted high marks of 5/5. In all my investigations, poppers were popular and seen as a very appropriate for a baby item. This is because they are simple and easy to open and close. Therefore, the poppers as a fastening are a success.

I have created a dress with colours that appeal to my target market. This is proven in test 1, where all the testers gave a score of 5 (meaning excellent). Another reason the colour was appropriate is because I used highly rated colours from investigation 2 in my final dress design.

Amending the solution (2 marks)

You must suggest two adaptations, improvements or further developments that might be made to your solution.

Each point of justification must be based on evidence generated from your testing.

Amendment	Justification
Add more fish embellishments to the dress design.	In test 1, the lowest rating for the animal features was 2/5 and the lowest rating for the embellishments was 3/5. This rating can be improved, as additional comments stated that more embellishments were needed as the dress looked plain.